检测设备
Testing equipment



端子剖面分析仪
Terminal cross section analyzer

全自动插拔力试验机
Automatic insertion force testing machine

测量投影仪
Measuring projector



线束综合测试仪
Wire harness comprehensive tester

DC无刷风扇测试仪
DC brushless fan tester

可程式恒温恒湿试验箱
Programmable constant temperature and humidity test chamber

拉力强度测试机
Tensile tester

2.5次元测量仪
2.5D measuring machine

RoHS环保测试仪
RoHS test equipment

线序检测仪
Wiring order tester

CCD检测仪
CCD Detection microscope

压力监控系统
Pressure monitoring system

盐雾腐蚀试验机
Salt spray tester

线材弯折试验机
Cable bending tester

产品证书
Product certificate

ISO9001:2015

ISO14001:2015

ISO13485:2016

UL证书 E365896



UL证书 E492405

IATF16949:2016

部分测试报告 A part of test report

产品索引
Product index

科技创新 以技术求生存 以质量求保证

Innovated technology assurance by quality survive by technology

新能源线束

NEW ENERGY CABLE ASSEMBLY

以传输信号，高/低压电源线为主；
线材有PVC、硅胶、低烟无卤、PE、TPE，
符合UL、CSA、CE等安规认证；
主要间距：1.5mm、2.0mm、2.5mm、3.0mm；
主要部件：AMP、TYCO、JST、MOLEX、
安费诺等连接器；
应用领域：新能源储能，逆变器等；
欢迎OEM/ODM。

新能源储能电源线
New energy storage power cable

Mainly is data transmission cable, high/low voltage power cable.
Usually with PVC cable, Silicone cable, LSZH cable, PE cable,
TPE cable, compliant with UL, CSA, CE certificated.
Regular pitch: 1.5mm, 2.0mm, 2.5mm, 3.0mm.
Main part: AMP connector, TYCO connector, JST connector,
MOLEX connector, Amphenol connector.
Application: New energy storage system, inverter, etc.
ODM & OEM is welcome.

储能插头电池连接线
Energy storage
connector battery cable

50A安德森插头组合线束
50A Anderson connector cable

MX3.0逆变器采集线束
MX3.0 inverter collection
wire harness

新能源充电桩圆环端子线
New energy charging pile
Ring terminal cable

安德森单插头组合线束
Anderson connector cable assembly

安德森插头MC4电源线
Anderson connector power cable/
MC4 power cable

安费诺储能连接线
Amphenol radlock
connector energy storage cable

汽车线束

AUTOMOTIVE CABLE ASSEMBLY

以传输汽车信号线和高/低压电流为主；
尾门线，空调线，导航线等；
线材有PVC、铁氟龙、硅胶、低烟无卤、PE、TPE，符合UL、CSA、CE等安规认证；
主要间距：1.5mm、2.0mm、2.5mm、3.0mm；
主要部件：AMP、TYCO、JST、MOLEX 等连接器、硅胶护套；
应用领域：汽车，符合IATF16949标准用线；
欢迎OEM/ODM。

Mainly is data transmission cable and high/low voltage current cable, such as back door cable, air conditioner cable, GPS cable, etc.
Usually with PVC cable, Teflon cable, Silicone cable, LSZH cable, PE cable, TPE cable, compliant with UL, CSA, CE certificated.
Regular pitch: 1.5mm, 2.0mm, 2.5mm, 3.0mm
Main part: AMP connector, TYCO connector, JST connector, MOLEX connector, silicone sleeve.
Application: Vehicle, compliant with IATF16949 certificated.
ODM & OEM is welcome.

新能源电动车线束
New energy EV wire harness

新能源汽车高压线束
New energy vehicle high voltage wire harness

高压汽车充电线束
High voltage vehicle charging cable

汽车整车大线束
Whole vehicle cable assembly

AMP插头汽车线束
AMP connector automotive cable

汽车喇叭一拖二线束
Vehicle speaker 1 for 2 wire harness

电动汽车低压线束
EV low voltage wire harness

工业设备线束

INDUSTRIAL EQUIPMENT WIRE HARNESS

圆型、矩形连接线具有高密封、稳定、EMI/RFI屏蔽、防尘和防斜插等特点；
常用部件：航空头、防水连接器、GX连接器等；
应用领域：工业机械、自动化控制设备、工控设备；
欢迎OEM/ODM。

A kind of round type or square type connector cable, which is with function of great sealing, stable, EMI/RFI shield, dustproof,and scoop-proof.
Common part: Aviation connector, waterproof connector, GX series connector.
Application: industrial machinery, automatic controling equipment, industrial controling equipment.
OEM & ODM is welcome.

诊断设备检测线
Detection cable for diagnostic equipment

航空公母头连接线
Aviation male to female connector cable

DB-9P PLC控制线
D-SUB 9W4 PLC controling cable

D-SUB 系列工业设备连接线
D-SUB series connector industial cable

航空头延长线
Aviation connector extention cable

大电流工业电源线束
Large current industrial power cable

智能机器人线束/拖链线

INTELLIGENT ROBOT WIRE HARNESS / DRAG CHAIN CABLE

以传输信号和低压电流为主；
线材有PVC、铁氟龙、硅胶、低烟无卤、PE、TPE，
符合UL、CSA、CE等安规认证；
主要间距：2.0mm、3.0mm、3.96mm；
主要部件：AMP、TYCO、JST、MOLEX、K.S 等连接器，点火线，香蕉头，硅胶护套；
应用领域：扫地机、电源控制、工控系统；
欢迎OEM/ODM。

Mainly used for data transmission and low voltage current transmission.
Usually with PVC cable, Silicone cable, LSZH cable, PE cable, TPE cable, compliant with UL, CSA, CE certificated.
Main part: AMP connector,TYCO connector, JST connector, MOLEX connector, K.S. connector, ignition cabble, banana plug , silicone sleeve.
Application: intelligent sweeping robot, power control system, industrial controling syestem.
OEM & ODM is welcome.

5557端子DF63多头线束总成
5557 connector to DF63 connector cable assembly

安防工控机器人线束
Security industrial controling robot wire harness

PH2.0机器人端子线
PH2.0 connector robot wire harness

机器人大电流线束
robot large current wire harness



智能机器人控制线束
Intelligent robot controling wire harness



PLC信号内部控制线束
PLC signal internal controling wire harness

机器人拖链线束
Robot towing chain wire harness

智能家居线束

SMART HOME APPLIANCE WIRE HARNESS

以传输信号和低压电流为主；
线材有PVC、铁氟龙、硅胶、低烟无卤、PE、TPE，
符合UL、CSA、CE等安规认证；
主要排线间距：0.635mm、1.0mm、1.27mm；
主要部件：AMP、TYCO、JST、MOLEX、K.S 等连接器，点火线，香蕉头，硅胶护套；
应用领域：家居布线、电源控制、工控系统；
欢迎OEM/ODM。

工控通讯线束
Industrial controling communication wire harness

Mainly used for data transmission and low voltage current transmission.
Usually with PVC cable, Silicone cable, LSZH cable, PE cable, TPE cable, compliant with UL, CSA, CE certificated.
Main part: AMP connector, TYCO connector, JST connector, MOLEX connector, K.S. connector, ignition cabble, banana plug, silicone sleeve.
Application: smart home wiring, power controling system, industrial controling syestem.
OEM & ODM is welcome.



扫地机，控制器主板连接线
Intelligent sweeping robot, Controller motherboard connector cable

16芯防水插头通讯端子线
16 pin waterproof plug communication cable assembly

控制板连接线
Controling board wire harness

电池连接线
Battery connector cable

接收端子线
Receiver wire harness

带磁环屏蔽端子线
Ferrite shielded wire harness

医疗器械线束

MEDICAL DEVICE WIRE HARNESS

智能控制系统信号连接线
Smart controling system signal wire harness

MX3.0电源工控连接线
MX3.0 power industial controling cable assembly

XH2.5医疗电机连接线
XH2.5 connector medical motor connector cable

医疗设备类用线是以传输画面、声音和微电流的重要连接线；
线材为辐照线、TPE、PU、PVC等材质；
常用部件：音频连接线、RCA线、VCA线；
应用领域：电子针灸仪、美容仪、健身保健仪器；
欢迎OEM/ODM。

Medical equipment cable is mainly used for image, sound and micro current transimmion.
Usually with irradiation cable, TPE cable, PU cable, PVC cable, etc.
Common part: audio cable, RCA cable, VCA cable.
Application: electronic acupuncture instrument, beauty instrument, fitness and health care instrument.
OEM & ODM is welcome.

MX 3.0 成型胶壳连接线
MX3.0 injection moulding housing cable

3.81/5.08绿色端子台、凤凰端子线
3.81/5.08 green terminal block connector cable assembly

POWER机箱接线端子线
Power cabinet connecctor cable

打印端子线束
Printer connector wire harness

XH2.54排线端子线
XH2.54 housing wire harness

RF同轴线
RF coaxical cable

香蕉头医疗线
Banana plug medical cable

电子电器、电源类配线

ELECTRONIC APPLIANCE CABLE, POWER CABLE

以传输信号和低压电流，开关线为主；
线材有PVC、铁氟龙、硅胶、低烟无卤、PE、TPE，符合UL、CSA、CE等安规认证；
主要间距：2.0mm、2.54mm、3.0mm；
主要部件：AMP、TYCO、JST、MOLEX等连接器、开关；
应用领域：电器类开关、电源控制、工控系统；
欢迎OEM/ODM。

工控电脑主机连接线
Industial controling mainframe computer wire harness

Mainly is signal transmission cable, low voltage current transimmion cable, and switch cable. Usually with PVC cable, Teflon cable, Silicone cable, LSZH cable, PE cable, TPE cable, compliant with UL, CSA, CE certificated.
Regular Pitch: 2.0mm, 2.54mm, 3.0mm.
Main part: AMP connector,TYCO connector, JST connector, MOLEX connector, switch.
Application: electical switch, power control system, industrial controling syestem.
OEM & ODM is welcome.

信号传输弹簧线
Signal transimmion coil

按钮开关端子线
Button switch connector cable

散热风扇连接线
Cooling fan connector cable

基板端子线
Base board connector cable

3.96电源端子连接线
3.96 housing power connector cable

SM2.54空中对插端子线
SM2.54 wire to wire connector harness

TJC8S端子线
TJC8S connector wire harness

喇叭连接线
Speaker cable assembly

按钮开关连接线
Button switch cable

通讯线缆

COMMUNICATION CABLE

高速防干扰屏蔽USB 2.0、USB3.0、USB-C、1394A公/B公、电线、打印机连接线、RCA线；应用领域：传输声音图像信号数据、电脑、相机、手机、电视、音响设备、家庭影院。

USB 3.0 公对母线
USB 3.0 male to female Cable

Regular part: High speed anti-interference shielded USB2.0 cable, USB3.0 cable, Type C USB cable, 1394 A male to B male cable, printer USB cable, RCA cable.
Application: used for transmission the sound , image and signal, mainly used in computer, camera, mobile phone, television, audio device, family cinema.
OEM & ODM is welcome.

4芯M12防水头倒车影像车载视频线
4 poles M12 connector Astern image car video cable

USB 3.0 母转弯头Type-C OTG线
USB3.0 female to right angle Type C OTG cable

HDMI 高清线
HDMI cable

DP6P 线
DP6P Cable

点烟器母座电源线
Car cigarette lighter socket cable

3D打印机连接线
3D printer USB cable

磁吸式Type C USB 线
Magnetic USB-C cable

RJ45插口转RJ12线
RJ45 socket to RJ12 cable

超六类网络跳线
UTP Cat 6A cable

RF射频同轴连接线
RF coaxial cable

SM2.5连接器转SMA同轴射频连接线
SM2.5 to SMA coaxial cable

FHV601260***-**U1*Y
新能源连接器

技术参数 SPECIFICATIONS

- 额定电流（Rated current）：100A/16mm² 125A/25mm² 150A/35mm²
- 接线规格（Wire spec）：16mm² 25mm² 35mm²
- 工作电压（Operating voltage）：DC1000V
- 工作温度（Operating temperature）：-40℃~+125℃
- 耐电压（Withstand voltage）：3000V AC/4800V DC
- 绝缘电阻（Insulation resistance）：
  5000MΩ MIN(干燥drying) 200MΩ MIN(RH 95%)
- 盐雾（Salt fog）：144H (配合状态下matching state)
- 防护等级（Protection Level）：IP67B
- 插拔寿命（Durability life）：500次500cycling
- 接触电阻（Contact resistance）：0.3mΩ max.
- 互锁（Inter-Lock solution）：可选option
- 屏蔽（EMI immunity）：Without

FHV601260

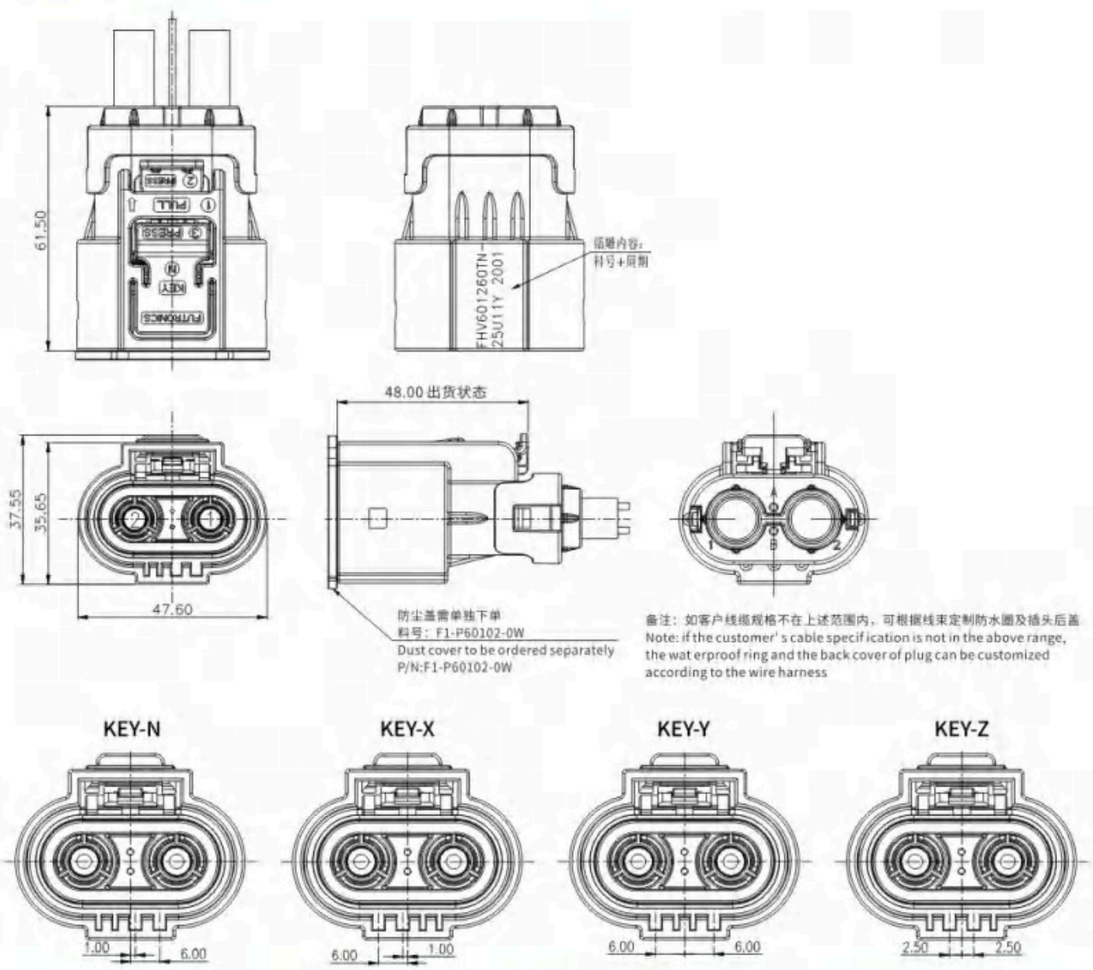

P/N	键位 KEY	适配线缆规格 Wire Spec
FHV601260*N-16U11Y	KEY-N	旧国标 old gb 16mm² 外径 OD: ϕ7.6~ϕ8.8mm 新国标 New GB25mm² 外径 OD: ϕ7.9~ϕ8.7mm
FHV601260*X-16U11Y	KEY-X	
FHV601260*Y-16U11Y	KEY-Y	
FHV601260*Z-16U11Y	KEY-Z	
FHV601260*N-16U12Y	KEY-N	新国标 New GB 16mm² 外径 OD: ϕ6.4~ϕ7.2mm
FHV601260*X-16U12Y	KEY-X	
FHV601260*Y-16U12Y	KEY-Y	
FHV601260*Z-16U12Y	KEY-Z	
FHV601260*N-25U11Y	KEY-N	旧国标 old GB 25mm² (厚壁 Thick wall) 外径 OD: ϕ9.9~ϕ11.0mm
FHV601260*X-25U11Y	KEY-X	
FHV601260*Y-25U11Y	KEY-Y	
FHV601260*Z-25U11Y	KEY-Z	

P/N	键位 KEY	适配线缆规格 Wire Spec
FHV601260*N-25U12Y	KEY-N	旧国标 old GB 25mm² (薄壁 Thin-wall) 外径 OD: ϕ9.1~ϕ9.9mm
FHV601260*X-2512Y	KEY-X	
FHV601260*Y-25U12Y	KEY-Y	
FHV601260*Z-25U12Y	KEY-Z	
FHV601268CN-35U12Y	KEY-N	35mm² (薄壁thin-wall) 外径 OD: ϕ10.0~ϕ11.0mm
FHV601268CX-35U12Y	KEY-X	
FHV601268CY-35U12Y	KEY-Y	
FHV601268CZ-35U12Y	KEY-Z	

辅件说明 Accessory description

品名Part name		适配线缆规格 Wire Spec	料号 P/N	用量 Quantity
后盖 Back cover	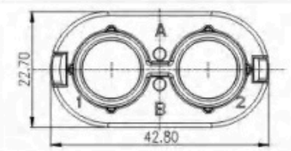	旧国标16mm2&新国标25mm² old GB 16mm2& new GB 25mm²	F1-P10160-0A	1PCS
		新国标16mm² new GB 16mm²	F1-P10161-0A	
		旧国标25mm²(厚壁) old GD 25mm²(thick wall)	F1-P10158-0A	
		旧国标25mm²(薄壁) old GD 25mm²(thin-wall)	F1-P10159-0A	
		35mm²(薄壁) 35mm²(thin-wall)	F1-P10158-0A	
防水圈 Waterproof ring	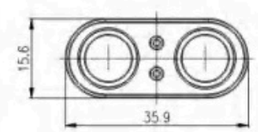	旧国标16mm2&新国标25mm² old GB 16mm2& new GB 25mm²	F2-R10082-0R	1PCS
		新国标16mm² new GB 16mm²	F2-R10132-0A	
		旧国标25mm²(厚壁) old GD 25mm²(thick wall)	F2-R10133-0E	
		旧国标25mm²(薄壁) old GD 25mm²(thin-wall)	F2-R10134-0G	
		35mm²(薄壁) 35mm²(thin-wall)	F2-R10133-0E	
机加工端子 CNC terminal	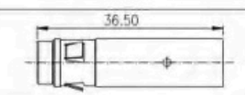	16mm²~25mm²	F5-C10048-01	2PCS
	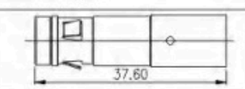	35mm²	F5-C10106-01	
冲压母端子 Stamping terminal	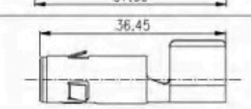	16mm²~25mm²	F3-C10012-02	2PCS
信号端子 Signal terminal	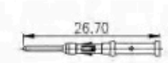	0.5mm²~0.75mm²	F3-C20100-03	2PCS

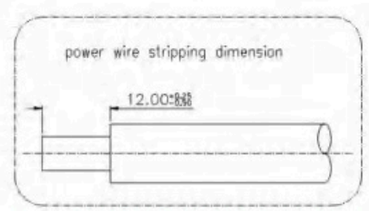

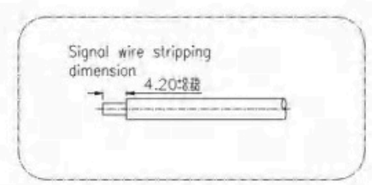

VP-D4B-CHDM0B
D4B线端手开公头连接器

技术参数 SPECIFICATIONS

- **电气性能/Electrical**
- 额定电压/Rated Voltage: 1100 V
- 额定冲击电压/Rated Impulse Voltage: 12.8 KV
- 额定电流/Rated Current: 35A 6mm/10AWG
- 接触电阻/Contact Resistance: ≤0.4 mΩ
- 绝缘电阻/ Isulation Resistance: ≥5000 MΩ
- **机械性能/Mechanical**
- 机械寿命/Mating Cycle: ≥500
- **环境性能/Env ironmental**
- 防护等级/Protection level: IP68 1m-1H (对插后/After Mating)
- 环境温度/Env ironmental Temperature: -40°C~+85°C
- **产品满足IEC 62852 The product meets IEC 62852**
- **参数仅适用正常装配的成品，部件标注的参数仅供参考。**

VP-D4B-CHDM0B

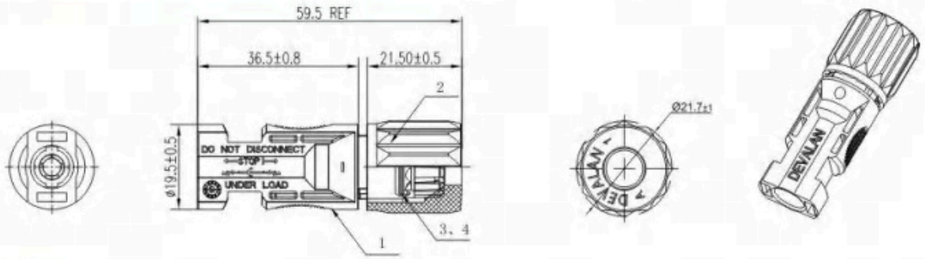

VP-D4B-CHDF0B
D4B线端母头连接器

技术参数 SPECIFICATIONS

- **电气性能/Electrical**
- 额定电压/Rated Voltage: 1100 V
- 额定冲击电压/Rated Impulse Voltage:12. 8 KV
- 额定电流/Rated Current: 35A 6m/10AWG
- 接触电阻/Contact Resistance:≤0.4 mΩ
- 绝缘电阻/Isulation Resistance:≥5000 MΩ
- **机械性能/Mechanical**
- 机械寿命/Mating Cycle: ≥500
- **环境性能/Env ironmental**
- 防护等级/Protection level:IP68 1m-1H (对插后/After Mating)
- 环境温度/Environmental Temperature:-40°C~+85°C
- **产品满足IEC 62852 / The product meets IEC 62852**
- **参数仅适用正常装配的成品，部件标注的参数仅供参考。**

VP-D4B-CHDF0B

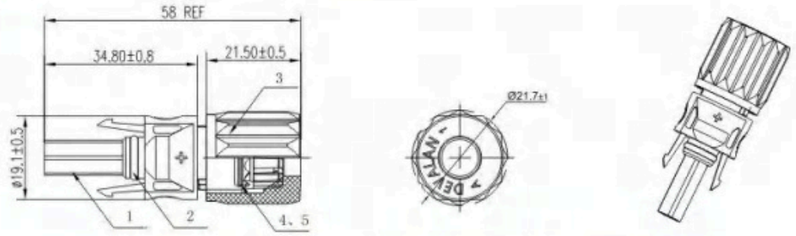

C10-730186
5.7mm Surlok plus rightangle plug

技术参数 SPECIFICATIONS

- Current rating: 100a max for 16mm², 120a max for 25mm²
  Operating voltage: 1000v dc
- Operating temperature: -40°C~125°C
- Protection class: 1p67 (mated)
- Protection: touch proof

C10-730186

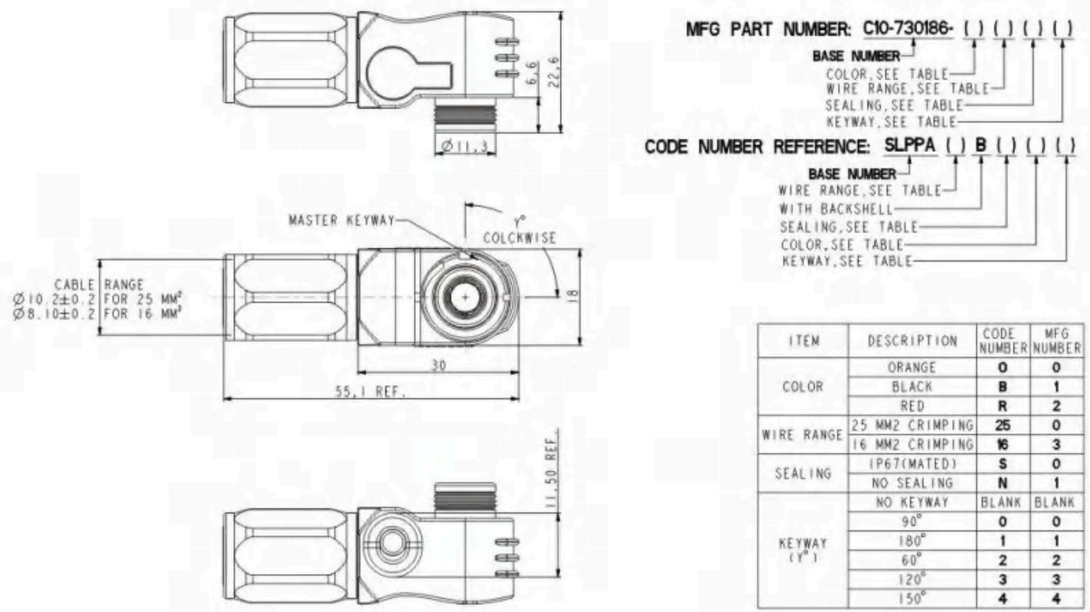

ITEM	DESCRIPTION	CODE NUMBER	MFG NUMBER
COLOR	ORANGE	0	0
	BLACK	B	1
	RED	R	2
WIRE RANGE	25 MM2 CRIMPING	25	0
	16 MM2 CRIMPING	16	3
SEALING	IP67(MATED)	S	0
	NO SEALING	N	1
KEYWAY (Y°)	NO KEYWAY	BLANK	BLANK
	90°	0	0
	180°	1	1
	60°	2	2
	120°	3	3
	150°	4	4

1. The referenced product is in compliance with the maximum concentration values (mcvs) as set by rohs 2.0 directive 2011/65/eu and annex ii amendment directive (eu)2015/863.
2. If choose no sealing type,there will be no o-rings and grommet.
3. 16mm2 wire crimp plug uses the same crimp die as 25mm2, supplied with apre-assembled crimp reducer.
4. For ordering imformation, please see code number and table.

0.8mm刺破式
0.8mm pitch I.D.C Housing connector



间距：(Pitch): 0.8mm(.031")

技术参数 SPECIFICATIONS

- 线数（Poles）：2～24
- 适用线规（Applicable Wires）：AWG34#～32#
- 温度范围（Temperature range）：-25℃～85℃
- 额定电压（Voltage rating）：30V AC/DC
- 额定电流（Current rating）：0.5A
- 绝缘电阻（Insulation resistance）：≥100MΩ
- 耐压（Withstand voltage）：200V.AC/1分钟（Minute）
- 材料（Material）：
  孔座（Housing）：尼龙（Nylon）UL94V-0
  针座（Wafer）：尼龙（Nylon）UL94V-0
  端子（Terminal）：磷青铜（Phos.bronze Tin/plated）

NGDA0801G

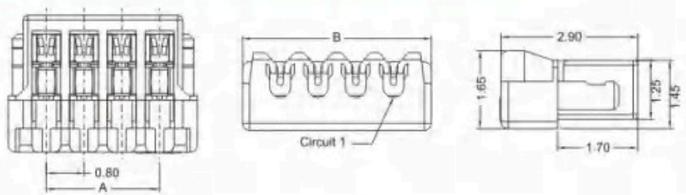

NGDA0801AWV

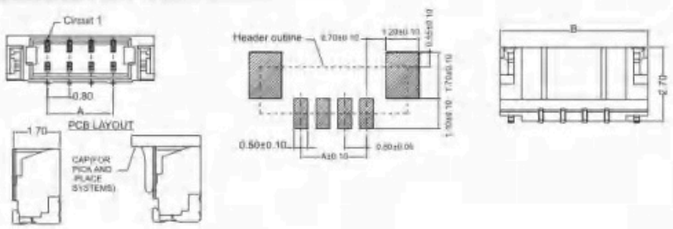

NGDA0801AWR

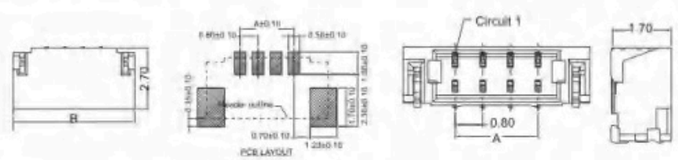

NGDA0801

Dimensions:

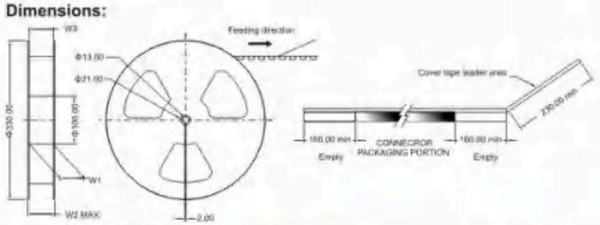

NGDA0801G-Y

线数 Poles	型号Type	尺寸 Dimensions(mm) A	B
2	NGDA0801G-02Y	0.80	2.40
3	NGDA0801G-03Y	1.60	3.20
4	NGDA0801G-04Y	2.40	4.00
5	NGDA0801G-05Y	3.20	4.80
6	NGDA0801G-06Y	4.00	5.60
7	NGDA0801G-07Y	4.80	6.40
8	NGDA0801G-08Y	5.60	7.20
9	NGDA0801G-09Y	6.40	8.00
10	NGDA0801G-10Y	7.20	8.80
11	NGDA0801G-11Y	8.00	9.60
12	NGDA0801G-12Y	8.80	10.40
13	NGDA0801G-13Y	9.60	11.20
14	NGDA0801G-14Y	10.40	12.00
15	NGDA0801G-15Y	11.20	12.80
16	NGDA0801G-16Y	12.00	13.60
17	NGDA0801G-17Y	12.80	14.40
18	NGDA0801G-18Y	13.60	15.20
19	NGDA0801G-19Y	14.40	16.00
20	NGDA0801G-20Y	15.20	16.80
21	NGDA0801G-21Y	16.00	17.60
22	NGDA0801G-22Y	16.80	18.40
23	NGDA0801G-23Y	17.60	19.20
24	NGDA0801G-24Y	18.40	20.00

针座WAFER

线数 Poles	型号Type NGDA0801AWV	NGDA0801AWR	尺寸 Dimensions(mm) A	B
2	NGDA0801AWV-02A	NGDA0801AWR-02A	0.80	3.78
3	NGDA0801AWV-03A	NGDA0801AWR-03A	1.60	4.58
4	NGDA0801AWV-04A	NGDA0801AWR-04A	2.40	5.38
5	NGDA0801AWV-05A	NGDA0801AWR-05A	3.20	6.18
6	NGDA0801AWV-06A	NGDA0801AWR-06A	4.00	6.98
7	NGDA0801AWV-07A	NGDA0801AWR-07A	4.80	7.78
8	NGDA0801AWV-08A	NGDA0801AWR-08A	5.60	8.58
9	NGDA0801AWV-09A	NGDA0801AWR-09A	6.40	9.38
10	NGDA0801AWV-10A	NGDA0801AWR-10A	7.20	10.18
11	NGDA0801AWV-11A	NGDA0801AWR-11A	8.00	10.98
12	NGDA0801AWV-12A	NGDA0801AWR-12A	8.80	11.78
13	NGDA0801AWV-13A	NGDA0801AWR-13A	9.60	12.58
14	NGDA0801AWV-14A	NGDA0801AWR-14A	10.40	13.38
15	NGDA0801AWV-15A	NGDA0801AWR-15A	11.20	14.18
16	NGDA0801AWV-16A	NGDA0801AWR-16A	12.00	14.98
17	NGDA0801AWV-17A	NGDA0801AWR-17A	12.80	15.78
18	NGDA0801AWV-18A	NGDA0801AWR-18A	13.60	16.58
19	NGDA0801AWV-19A	NGDA0801AWR-19A	14.40	17.38
20	NGDA0801AWV-20A	NGDA0801AWR-20A	15.20	18.18
21	NGDA0801AWV-21A	NGDA0801AWR-21A	16.00	18.98
22	NGDA0801AWV-22A	NGDA0801AWR-22A	16.80	19.78
23	NGDA0801AWV-23A	NGDA0801AWR-23A	17.60	20.58
24	NGDA0801AWV-24A	NGDA0801AWR-24A	18.40	21.38

(MAX1.0)型条形连接器
(MAX1.0)Pressure Welding Bar Connector



间距：(Pitch):1.0mm(.039")

技术参数 SPECIFICATIONS

- 线数（Poles）：2～20
- 适用线规（Applicable Wires）：AWG32#～28#
- 适用基板厚度（Applicable PC board thickness）：0.5mm
- 温度范围（Temperature range）：-25℃～85℃
- 额定电压（Voltage rating）：50V.Ac/Dc
- 额定电流（Current rating）：1A
- 接触电阻（Contact resistance）：≤0.02Ω
- 绝缘电阻（Insulation resistance）：≥1000MΩ
- 耐压（Withstand voltage）：500V.Ac/1分钟（Minute）
- 材料（Material）：
  孔座（Housing）：尼龙（Nylon）UL94V-0
  针座（Wafer）：尼龙（Nylon）UL94V-0
  端子（Terminal）：磷青铜（Phos.bronze Tin/plated）

端子TERMINAL

型号 Type	适用线规 Applicable wires mm²	AWG#	电线外径 O.D ofwire ins mm
NGDA1001-PT	0.032～0.08	32～28	0.5～1.0

NGDA1001-PT

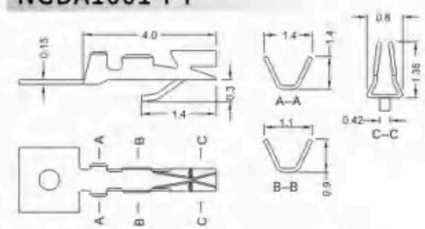

NGDA1001-Y

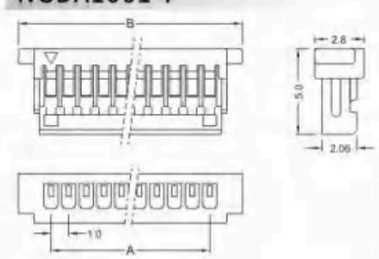

NGDA1001-A

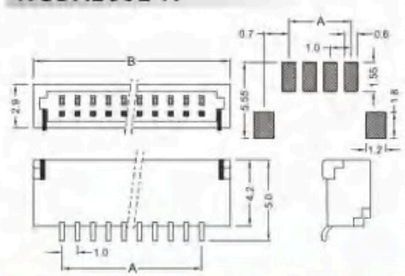

NGDA1001-WA

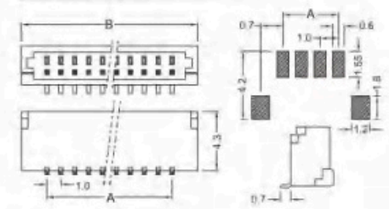

孔座HOUSING

线数 Poles	型号Type	尺寸 Dimensions(mm) A	B
2	NGDA1001-2Y	1.0	5.0
3	NGDA1001-3Y	2.0	6.0
4	NGDA1001-4Y	3.0	7.0
5	NGDA1001-5Y	4.0	8.0
6	NGDA1001-6Y	5.0	9.0
7	NGDA1001-7Y	6.0	10.0
8	NGDA1001-8Y	7.0	11.0
9	NGDA1001-9Y	8.0	12.0
10	NGDA1001-10Y	9.0	13.0
11	NGDA1001-11Y	10.0	14.0
12	NGDA1001-12Y	11.0	15.0
13	NGDA1001-13Y	12.0	16.0
14	NGDA1001-14Y	13.0	17.0
15	NGDA1001-15Y	14.0	18.0
16	NGDA1001-16Y	15.0	19.0
17	NGDA1001-17Y	16.0	20.0
18	NGDA1001-18Y	17.0	21.0
19	NGDA1001-19Y	18.0	22.0
20	NGDA1001-20Y	19.0	23.0

针座WAFER

线数 Poles	型号Type 直式(180°)	弯式(90°)	尺寸 Dimensions(mm) A	B
2	NGDA1001-2A	NGDA1001-2WA	1.0	4.0
3	NGDA1001-3A	NGDA1001-3WA	2.0	5.0
4	NGDA1001-4A	NGDA1001-4WA	3.0	6.0
5	NGDA1001-5A	NGDA1001-5WA	4.0	7.0
6	NGDA1001-6A	NGDA1001-6WA	5.0	8.0
7	NGDA1001-7A	NGDA1001-7WA	6.0	9.0
8	NGDA1001-8A	NGDA1001-8WA	7.0	10.0
9	NGDA1001-9A	NGDA1001-9WA	8.0	11.0
10	NGDA1001-10A	NGDA1001-10WA	9.0	12.0
11	NGDA1001-11A	NGDA1001-11WA	10.0	13.0
12	NGDA1001-12A	NGDA1001-12WA	11.0	14.0
13	NGDA1001-13A	NGDA1001-13WA	12.0	15.0
14	NGDA1001-14A	NGDA1001-14WA	13.0	16.0
15	NGDA1001-15A	NGDA1001-15WA	14.0	17.0
16	NGDA1001-16A	NGDA1001-16WA	15.0	18.0
17	NGDA1001-17A	NGDA1001-17WA	16.0	19.0
18	NGDA1001-18A	NGDA1001-18WA	17.0	20.0
19	NGDA1001-19A	NGDA1001-19WA	18.0	21.0
20	NGDA1001-20A	NGDA1001-20WA	19.0	22.0

(51021)型条形连接器
(51021)Pressure Welding Bar Connector



间距：(Pitch):1.25mm(.049")

技术参数 SPECIFICATIONS

- 线数（Poles）：2～15
- 适用线规（Applicable Wires）：AWG32#～28#
- 适用基板厚度（Applicable PC board thickness）：0.8mm
- 温度范围（Temperature range）：-25℃～85℃
- 额定电压（Voltage rating）：125V.Ac/Dc
- 额定电流（Current rating）：1A
- 接触电阻（Contact resistance）：≤0.02Ω
- 绝缘电阻（Insulation resistance）：≥1000MΩ
- 耐压（Withstand voltage）:500V.Ac/1分钟（Minute）
- 材料（Material）：
  孔座（Housing）：尼龙（Nylon）UL94V-0
  针座（Wafer）：尼龙（Nylon）UL94V-0
  端子（Terminal）：磷青铜（Phos.bronze Tin/plated）

端子TERMINAL

型号 Type	适用线规 Applicable wires		电线外径 O.D ofwire ins
	mm²	AWG#	mm
NGD1250-PT NGD1250M-PT	0.032～0.08	32～28	0.5～1.0

NGD1250-PT

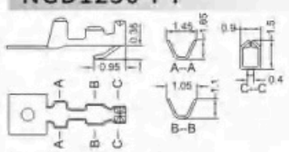

NGD1250H-Y

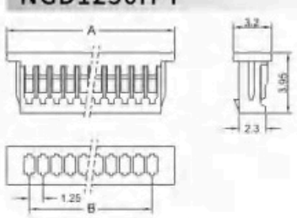

NGD1250M-PT

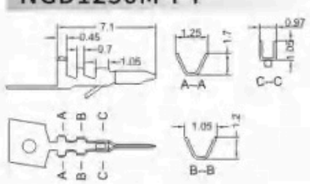

GND1250HF-Y

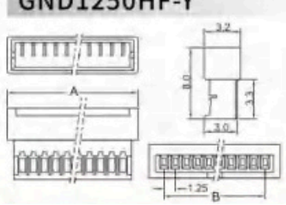

NGD1250-A

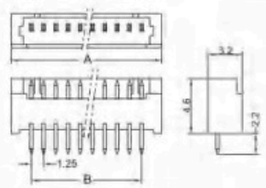

NGD1250-WA

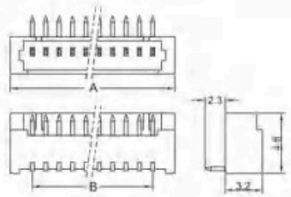

孔座HOUSING

线数 Poles	型号Type	R寸 Dimensions(mm)	
		A	B
2	NGD1250H-2Y	4.25	1.25
3	NGD1250H-3Y	5.50	2.25
4	NGD1250H-4Y	6.75	3.75
5	NGD1250H-5Y	8.00	5.00
6	NGD1250H-6Y	9.25	6.25
7	NGD1250H-7Y	10.50	7.50
8	NGD1250H-8Y	11.75	8.75
9	NGD1250H-9Y	13.00	10.00
10	NGD1250H-10Y	14.25	11.25
11	NGD1250H-11Y	15.50	12.50
12	NGD1250H-12Y	16.75	13.75
13	NGD1250H-13Y	18.00	15.00
14	NGD1250H-14Y	19.25	16.25
15	NGD1250H-15Y	20.50	17.50

孔座HOUSING

线数 Poles	型号Type	R寸 Dimensions(mm)	
		A	B
2	NGD1250HF-2Y	4.25	1.25
3	NGD1250HF-3Y	5.50	2.25
4	NGD1250HF-4Y	6.75	3.75
5	NGD1250HF-5Y	8.00	5.00
6	NGD1250HF-6Y	9.25	6.25
7	NGD1250HF-7Y	10.50	7.50
8	NGD1250HF-8Y	11.75	8.75
9	NGD1250HF-9Y	13.00	10.00
10	NGD1250HF-10Y	14.25	11.25

针座WAFER

线数 Poles	型号Type		R寸 Dimensions(mm)	
	直式(180°)	弯式(90°)	A	B
2	GND1250-2A	NGD1250-2WA	4.25	1.25
3	GND1250-3A	NGD1250-3WA	5.50	2.25
4	GND1250-4A	NGD1250-4WA	6.75	3.75
5	GND1250-5A	NGD1250-5WA	8.00	5.00
6	GND1250-6A	NGD1250-6WA	9.25	6.25
7	GND1250-7A	NGD1250-7WA	10.50	7.50
8	GND1250-8A	NGD1250-8WA	11.75	8.75
9	GND1250-9A	NGD1250-9WA	13.00	10.00
10	GND1250-10A	NGD1250-10WA	14.25	11.25
11	GND1250-11A	NGD1250-11WA	15.50	12.50
12	GND1250-12A	NGD1250-12WA	16.75	13.75
13	GND1250-13A	NGD1250-13WA	18.00	15.00
14	GND1250-14A	NGD1250-14WA	19.25	16.25
15	GND1250-15A	NGD1250-15WA	20.50	17.50

1.25mm Pitch/Disconnectable Crimp style connectors



Specifications

- Current rating: 1.0 A AC, DC (AWG #26)
- Voltage rating: 50 V AC, DC
- Temperature range: -25°C to +85°C
  (Including temperature rise in applying electrical cu rrent)
- Contact resistance: Initial value/ 30 mΩ max.
  After environmental tests/ 50 mΩ max.
- Insulation resistance: 100 MΩ min.
- Withstanding voltage: 500 VAC/ minute
- Applicable wire: Conductor size/ AWG #30 to #26
  Insulation O.D./0.76 to 1.0 mm
- Refer to "General Instruction and Notice when using Terminals and Connectors" at the end of this catalog.
- Compliant with RoHS.

Developed for PDP, LCD or small electronics equipment.
This low insertion force type connector realizes easier mating operation.
The basic concept of the contact part of this connector is equivalent to the performance proven SHL connector.

- Secure locking structure
- Contact lock structure
- Prevention of contact deformation
- Clear engagement click sounds

PC board layout and Assembly layout

Top entry type

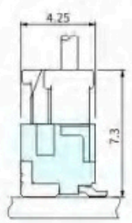

Side entry type

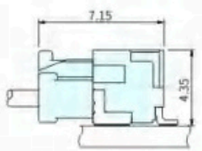

Housing

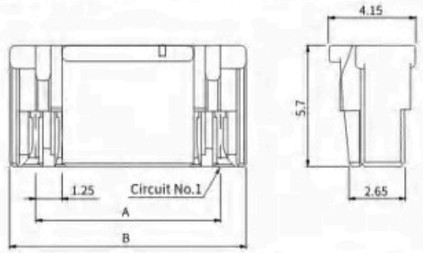

Circuits	Model No.	Dimensions (mm)		Q'ty/ bag
		A	B	
2	GHR-02V-S	1.25	3.75	3,000
3	GHR-03V-S	2.50	5.00	3,000
4	GHR-04V-S	3.75	6.25	3,000
5	GHR-05V-S	5.00	7.50	3,000
6	GHR-06V-S	6.25	8.75	3,000
7	GHR-07V-S	7.50	10.00	3,000
8	GHR-08V-S	8.75	11.25	3,000
9	GHR-09V-S	10.00	12.50	3,000
10	GHR-10V-S	11.25	13.75	3,000
11	GHR-11V-S	12.50	15.00	3,000
12	GHR-12V-S	13.75	16.25	3,000
13	GHR-13V-S	15.00	17.50	3,000
14	GHR-14V-S	16.25	18.75	3,000
15	GHR-15V-S	17.50	20.00	3,000

Material
PBT, UL94V-0, natural (white)

RoHS compliance

<For reference> As the color identification,
the following alphabet shall be put in the underlined part.
For availability, delivery and minimum order quantity, contact JST.

ex. GHR-04V-S
S···natural (white) LE···light blue TR···tomato red K···black
E···blue O···orange L···lemon yellow MG···moss green
DPK···dark pink

Contact

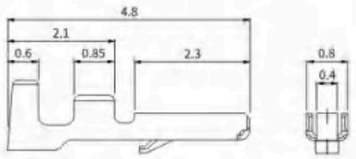

Model No.	Applicable wire		Insulation O.D. (mm)	Q'ty/reel
	mm²	AWG#		
SSHL-002T-P0.2	0.05～0.13	30～26	0.76～1.0	35,000

Material and Finish
Phosphor bronze, tin-plated (reflow treatment)

RoHS compliance

Note: 1. Contact JST for gold-plated product.
2. This contact can be applied only for the GH connector.
SSHL-003( )-P0.2 cannot be applied for the GH connector.

Contact	Crimping machine	Applicator		
		Crimp applicator	Dies	Crimp applicator with dies
SSHL-002T-P0.2	AP-K2N	MKS-L-10-3	MK/SSHL-002-02	APLMK SSHL002-02
		—	—	—

(ZH)型条形连接器
(ZH)Pressure Welding Bar Connector



间距：(Pitch):1.5mm(.059")

技术参数 SPECIFICATIONS

- 线数（Poles）：2~15
- 适用线规（Applicable Wires）：AWG28#~22#
- 适用基板厚度（Applicable PC board thickness）：1.6mm
- 温度范围（Temperature range）：-25°C~85°C
- 额定电压（Voltage rating）：250V.Ac/Dc
- 额定电流（Current rating）：1A
- 接触电阻（Contact resistance）：≤0.02Ω
- 绝缘电阻（Insulation resistance）：≥1000MΩ
- 耐压（Withstand voltage）：500V.Ac/1分钟（Minute）
- 材料（Material）：
  孔座（Housing）：尼龙（Nylon）UL94V-0
  针座（Wafer）：尼龙（Nylon）UL94V-0
  端子（Terminal）：磷青铜（Phos.bronze Tin/plated）

端子TERMINAL

型号 Type	适用线规 Applicable wires		电线外径 O.D ofwire ins
	mm²	AWG#	mm
NGD15000-PT	0.032~0.14	32~26	0.6~1.2

NGD15000-PT

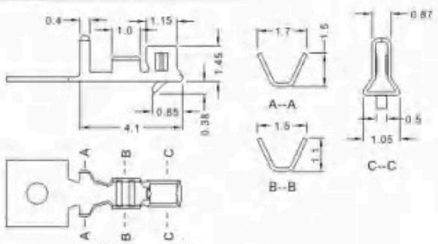

NGD15000-Y

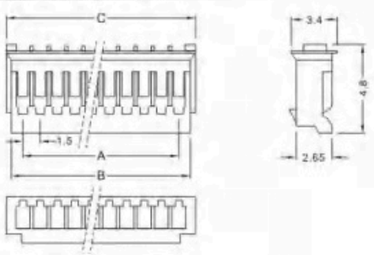

NGD15000-A

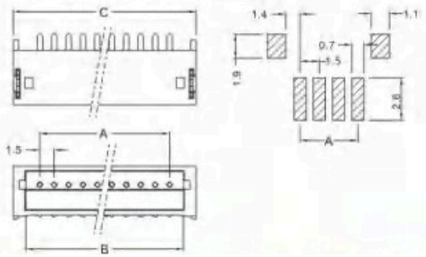

NGD15000-WA

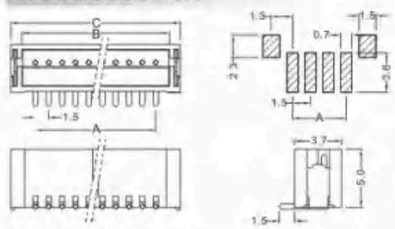

孔座HOUSING

线数 Poles	型号Type	尺寸Dimensions(mm)		
		A	B	C
2	NGD15000-2Y	1.50	3.40	4.50
3	NGD15000-3Y	3.00	4.90	6.00
4	NGD15000-4Y	4.50	6.40	7.50
5	NGD15000-5Y	6.00	7.90	9.00
6	NGD15000-6Y	7.50	9.40	10.50
7	NGD15000-7Y	9.00	10.90	12.00
8	NGD15000-8Y	10.50	12.40	13.50
9	NGD15000-9Y	12.00	13.90	15.00
10	NGD15000-10Y	13.50	15.40	16.50
11	NGD15000-11Y	15.00	16.90	18.00
12	NGD15000-12Y	16.50	18.40	19.50
13	NGD15000-13Y	18.00	19.90	21.00
14	NGD15000-14Y	19.50	21.40	22.50
15	NGD15000-15Y	21.00	22.90	24.00

针座WAFER

线数 Poles	型号Type		尺寸 Dimensions(mm)		
	直式(180°)	弯式(90°)	A	B	C
2	NGD15001-2A	NGD15000-2WA	1.50	3.60	4.50
3	NGD15001-3A	NGD15000-3WA	3.00	5.10	6.00
4	NGD15001-4A	NGD15000-4WA	4.50	6.60	7.50
5	NGD15001-5A	NGD15000-5WA	6.00	8.10	9.00
6	NGD15001-6A	NGD15000-6WA	7.50	9.60	10.50
7	NGD15001-7A	NGD15000-7WA	9.00	11.10	12.00
8	NGD15001-8A	NGD15000-8WA	10.50	12.60	13.50
9	NGD15001-9A	NGD15000-9WA	12.00	14.10	15.00
10	NGD15001-10A	NGD15000-10WA	13.50	15.60	16.50
11	NGD15001-11A	NGD15000-11WA	15.00	17.10	18.00
12	NGD15001-12A	NGD15000-12WA	16.50	19.60	19.50
13	NGD15001-13A	NGD15000-13WA	18.00	20.10	21.00
14	NGD15001-14A	NGD15000-14WA	19.50	21.60	22.50
15	NGD15001-15A	NGD15000-15WA	21.00	23.10	24.00

(PH)型条形连接器
(PH)Pressure Welding Bar Connector



间距：(Pitch):2.0mm(.079")

技术参数 SPECIFICATIONS

- 线数（Poles）：2~16
- 适用线规（Applicable Wires）：AWG30#~24#
- 适用基板厚度（Applicable PC board thickness）：1.6mm
- 温度范围（Temperature range）：-25°C~85°C
- 额定电压（Voltage rating）：250V.Ac/Dc
- 额定电流（Current rating）：2A
- 接触电阻（Contact resistance）：≤0.02Ω
- 绝缘电阻（Insulation resistance）：≥1000MΩ
- 耐压（Withstand voltage）：500V.Ac/1分钟（Minute）
- 材料（Material）：
  孔座（Housing）：尼龙（Nylon）UL94V-0
  针座（Wafer）：尼龙（Nylon）UL94V-0
  端子（Terminal）：磷青铜（Phos.bronze Tin/plated）

端子TERMINAL

型号 Type	适用线规 Applicable wires		电线外径 O.D ofwire ins
	mm²	AWG#	mm
NGD20006-PT	0.05~0.22	30~24	0.9~1.5

NGD20006-PT

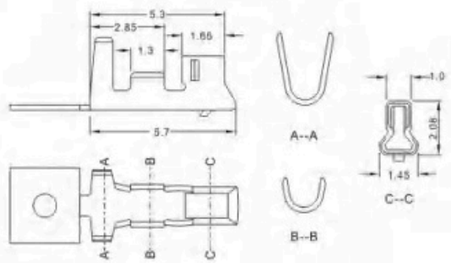

NGD20006-Y

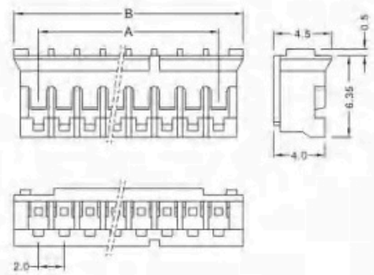

NGD20006-A

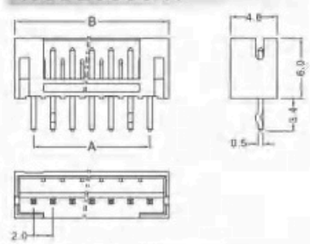

NGD20006-WA

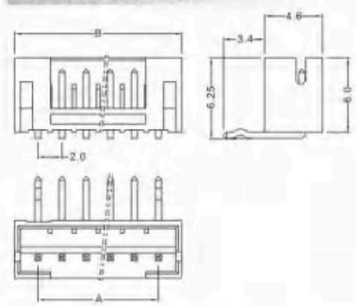

孔座HOUSING

线数 Poles	型号Type	尺寸 Dimensions(mm)	
		A	B
2	NGD20006-2Y	2.0	5.8
3	NGD20006-3Y	4.0	7.8
4	NGD20006-4Y	6.0	9.8
5	NGD20006-5Y	8.0	11.8
6	NGD20006-6Y	10.0	13.8
7	NGD20006-7Y	12.0	15.8
8	NGD20006-8Y	14.0	17.8
9	NGD20006-9Y	16.0	19.8
10	NGD20006-10Y	18.0	21.8
11	NGD20006-11Y	20.0	23.8
12	NGD20006-12Y	22.0	25.8
13	NGD20006-13Y	24.0	27.8
14	NGD20006-14Y	26.0	29.8
15	NGD20006-15Y	28.0	31.8
16	NGD20006-16Y	30.0	33.8

针座WAFER

线数 Poles	型号Type		尺寸 Dimensions(mm)	
	直式(180°)	弯式(90°)	A	B
2	NGD20007-2A	NGD20007-2WA	2.0	5.9
3	NGD20007-3A	NGD20007-3WA	4.0	7.9
4	NGD20007-4A	NGD20007-4WA	6.0	9.9
5	NGD20007-5A	NGD20007-5WA	8.0	11.9
6	NGD20007-6A	NGD20007-6WA	10.0	13.9
7	NGD20007-7A	NGD20007-7WA	12.0	15.9
8	NGD20007-8A	NGD20007-8WA	14.0	17.9
9	NGD20007-9A	NGD20007-9WA	16.0	19.9
10	NGD20007-10A	NGD20007-10WA	18.0	21.9
11	NGD20007-11A	NGD20007-11WA	20.0	23.9
12	NGD20007-12A	NGD20007-12WA	22.0	25.9
13	NGD20007-13A	NGD20007-13WA	24.0	27.9
14	NGD20007-14A	NGD20007-14WA	26.0	29.9
15	NGD20007-15A	NGD20007-15WA	28.0	31.9
16	NGD20007-16A	NGD20007-16WA	30.0	33.9

(PHDR)型条形连接器
(PHDR)Pressure Welding Bar Connector



间距：(Pitch):2.0mm(.079")

技术参数 SPECIFICATIONS

- 线数（Poles）：6~34
- 适用线规（Applicable Wires）：AWG28#~24#
- 适用基板厚度（Applicable PC board thickness）：1.6mm
- 温度范围（Temperature range）：-25°C~85°C
- 额定电压（Voltage rating）：100V.Ac/Dc
- 额定电流（Current rating）：1A
- 接触电阻（Contact resistance）：≤0.02Ω
- 绝缘电阻（Insulation resistance）：≥1000MΩ
- 耐压（Withstand voltage）：800V.Ac/1分钟（Minute）
- 材料（Material）：
  孔座（Housing）：尼龙（Nylon）UL94V-0
  针座（Wafer）：尼龙（Nylon）UL94V-0
  端子（Terminal）：磷青铜（Phos.bronze Tin/plated）

端子TERMINAL

型号 Type	适用线规 Applicable wires		电线外径 O.D ofwire ins
	mm²	AWG#	mm
NGDA2004-PT	0.08~0.33	28~22	0.9~1.4

NGDA2004-A

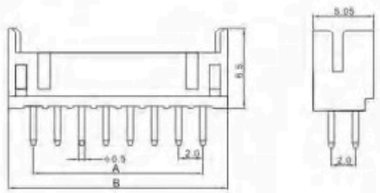

NGDA2004-PT

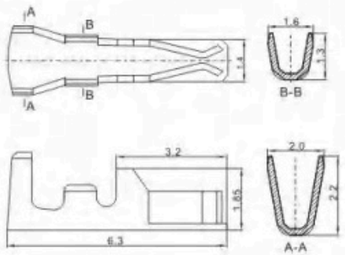

NGDA2004-WA

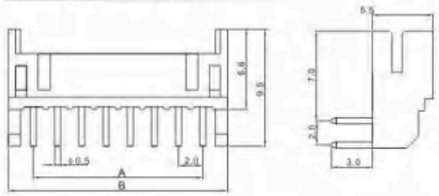

NGDA2004-Y

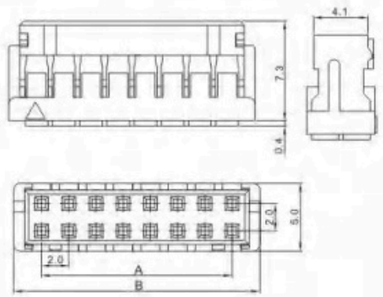

孔座HOUSING

线数 Poles	型号Type	尺寸 Dimensions(mm)	
		A	B
6	NGDA2004-2*3Y	4.0	8.0
8	NGDA2004-2*4Y	6.0	10.0
10	NGDA2004-2*5Y	8.0	12.0
12	NGDA2004-2*6Y	10.0	14.0
14	NGDA2004-2*7Y	12.0	16.0
16	NGDA2004-2*8Y	14.0	18.0
18	NGDA2004-2*9Y	16.0	20.0
20	NGDA2004-2*10Y	18.0	22.0
22	NGDA2004-2*11Y	20.0	24.0
24	NGDA2004-2*12Y	22.0	26.0
26	NGDA2004-2*13Y	24.0	28.0
28	NGDA2004-2*14Y	26.0	30.0
30	NGDA2004-2*15Y	28.0	32.0
32	NGDA2004-2*16Y	30.0	34.0
34	NGDA2004-2*17Y	32.0	36.0

针座WAFER

线数 Poles	型号Type		尺寸 Dimensions(mm)	
	直式(180°)	弯式(90°)	A	B
2	NGDA2004-2*3A	NGDA2004-2*3WA	4.0	8.0
3	NGDA2004-2*4A	NGDA2004-2*4WA	6.0	10.0
4	NGDA2004-2*5A	NGDA2004-2*5WA	8.0	12.0
5	NGDA2004-2*6A	NGDA2004-2*6WA	10.0	14.0
6	NGDA2004-2*7A	NGDA2004-2*7WA	12.0	16.0
7	NGDA2004-2*8A	NGDA2004-2*8WA	14.0	18.0
8	NGDA2004-2*9A	NGDA2004-2*9WA	16.0	20.0
9	NGDA2004-2*10A	NGDA2004-2*10WA	18.0	22.0
10	NGDA2004-2*11A	NGDA2004-2*11WA	20.0	24.0
11	NGDA2004-2*12A	NGDA2004-2*12WA	22.0	26.0
12	NGDA2004-2*13A	NGDA2004-2*13WA	24.0	28.0
13	NGDA2004-2*14A	NGDA2004-2*14WA	26.0	30.0
14	NGDA2004-2*15A	NGDA2004-2*15WA	28.0	32.0
15	NGDA2004-2*16A	NGDA2004-2*16WA	30.0	34.0
16	NGDA2004-2*17A	NGDA2004-2*17WA	32.0	36.0

(杜邦2.0)型条形连接器
(杜邦2.0)Pressure Welding Bar Connector



间距：(Pitch):2.0mm(.079")

技术参数 SPECIFICATIONS

- 线数（Poles）：（YS、YSB）2~25×2（AS、WAS）2~40×2
- 适用线规（Applicable Wires）：AWG30#~26#
- 适用基板厚度（Applicable PC board thickness）：1.6mm
- 温度范围（Temperature range）：-25°C~85°C
- 额定电压（Voltage rating）：250V.Ac/Dc
- 额定电流（Current rating）：1A
- 接触电阻（Contact resistance）：≤0.02Ω
- 绝缘电阻（Insulation resistance）：≥1000MΩ
- 耐压（Withstand voltage）：800V.Ac/1分钟（Minute）
- 材料（Material）：
  孔座（Housing）：尼龙（Nylon）UL94V-0
  针座（Wafer）：尼龙（Nylon）UL94V-0
  端子（Terminal）磷青铜（Phos.bronze Tin/plated）

端子TERMINAL

型号 Type	适用线规 Applicable wires		电线外径 O.D ofwire ins
	mm²	AWG#	mm
NGD20011-PT	0.05~0.14	30~26	0.9~1.2

NGD20011-AS

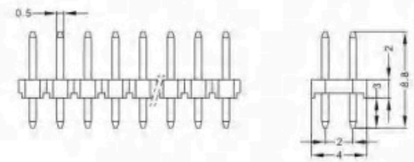

NGD20011-PT

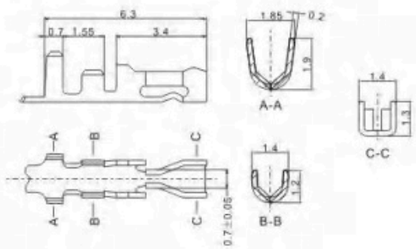

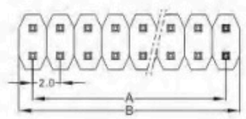

A=B-2.0mm
B=线数(Poles)n/2*2.0mm

NGD20011-WAS

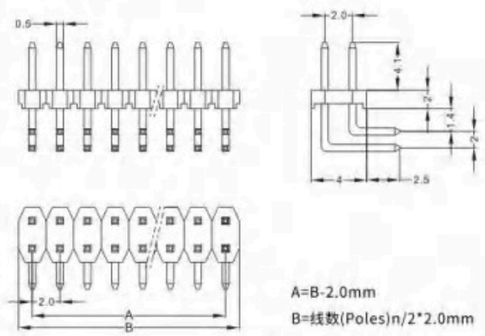

A=B-2.0mm
B=线数(Poles)n/2*2.0mm

NGD20011-YS

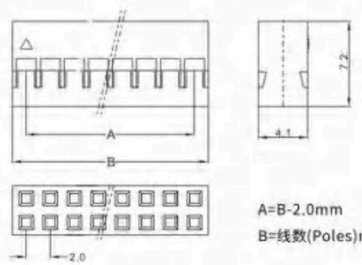

A=B-2.0mm
B=线数(Poles)n/2*2.0mm

(SAN/JC20)型条形连接器
(SAN/JC20)Pressure Welding Bar Connector

间距：(Pitch):2.0mm(.079")

技术参数 SPECIFICATIONS

- 线数（Poles）：2~15
- 适用线规（Applicable Wires）：AWG30#~24#
- 适用基板厚度（Applicable PC board thickness）：1.2~1.6mm
- 温度范围（Temperature range）：-25℃~85℃
- 额定电压（Voltage rating）：250V.Ac/Dc
- 额定电流（Current rating）：2A
- 接触电阻（Contact resistance）：≤0.02Ω
- 绝缘电阻（Insulation resistance）：≥1000MΩ
- 耐压（Withstand voltage）：800V.Ac/1分钟（Minute）
- 材料（Material）：
  壳体（Housing）：尼龙（Nylon）UL94V-0
  端子（Terminal）：磷青铜（Phos.bronze Tin/plated）

端子TERMINAL

型号 Type	适用线规 Applicable wires		电线外径 O.D ofwire ins
	mm²	AWG#	mm
NGD20008-PT	0.05~0.21	30~24	0.9~1.3
NGD20010-PT	0.05~0.21	30~24	0.9~1.3

NGD20010-PT

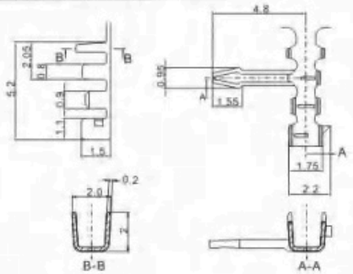

NGD20008-PT

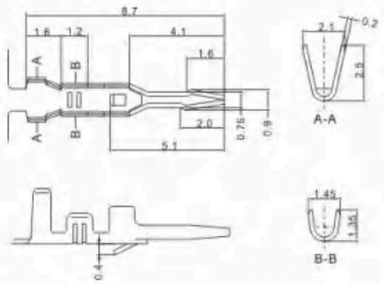

NGD20010-Y

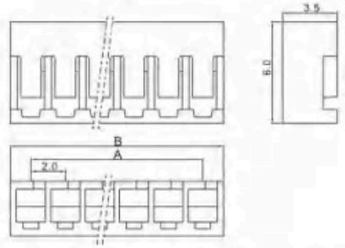

NGD20008-Y

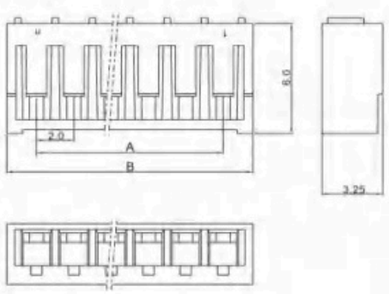

孔座HOUSING

线数 Poles	型号 Type	尺寸Dimensions(mm)	
		A	B
2	NGD20008-2Y	2.0	5.2
3	NGD20008-3Y	4.0	7.2
4	NGD20008-4Y	6.0	9.2
5	NGD20008-5Y	8.0	11.2
6	NGD20008-6Y	10.0	13.2
7	NGD20008-7Y	12.0	15.2
8	NGD20008-8Y	14.0	17.2
9	NGD20008-9Y	16.0	19.2
10	NGD20008-10Y	18.0	21.2
11	NGD20008-11Y	20.0	23.2
12	NGD20008-12Y	22.0	25.2
13	NGD20008-13Y	24.0	27.2
14	NGD20008-14Y	26.0	29.2
15	NGD20008-15Y	28.0	31.2

孔座HOUSING

线数 Poles	型号 Type	尺寸Dimensions(mm)	
		A	B
2	NGD20010-2Y	2.0	4.5
3	NGD20010-3Y	4.0	6.5
4	NGD20010-4Y	6.0	8.5
5	NGD20010-5Y	8.0	10.5
6	NGD20010-6Y	10.0	12.5
7	NGD20010-7Y	12.0	14.5
8	NGD20010-8Y	14.0	16.5
9	NGD20010-9Y	16.0	18.5
10	NGD20010-10Y	18.0	20.5
11	NGD20010-11Y	20.0	22.5
12	NGD20010-12Y	22.0	24.5
13	NGD20010-13Y	24.0	26.5
14	NGD20010-14Y	26.0	28.5
15	NGD20010-15Y	28.0	30.5
16	NGD20010-16Y	30.0	32.5

(XH)型条形连接器
(XH)Pressure Welding Bar Connector



间距：(Pitch):2.5mm(.098")

技术参数 SPECIFICATIONS

- 线数（Poles）：2~20
- 适用线规（Applicable Wires）：AWG28#~22#
- 适用基板厚度（Applicable PC board thickness）：1.6mm
- 温度范围（Temperature range）：-25℃~85℃
- 额定电压（Voltage rating）：250V.Ac/Dc
- 额定电流（Current rating）：3A
- 接触电阻（Contact resistance）：≤0.02Ω
- 绝缘电阻（Insulation resistance）：≥1000MΩ
- 耐压（Withstand voltage）：1000V.Ac/1分钟（Minute）
- 材料（Material）：
  孔座（Housing）：尼龙（Nylon）UL94V-0
  针座（Wafer）：尼龙（Nylon）UL94V-0
  端子（Terminal）：磷青铜（Phos.bronze Tin/plated）

端子TERMINAL

型号 Type	适用线规 Applicable wires		电线外径 O.D ofwire ins
	mm²	AWG#	mm
NGD25002-PT	0.08~0.33	28~22	1.2~1.9

NGD25002-WAP1

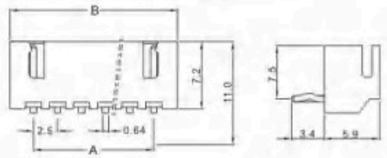

NGD25002-PT

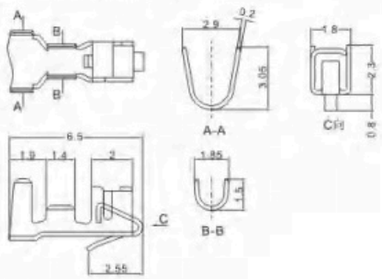

NGD25002-WAP2

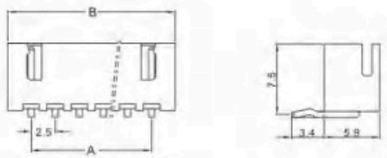

NGD25002-Y

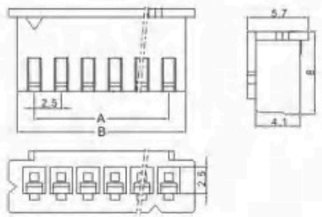

NGD25002-A

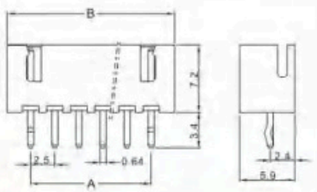

孔座HOUSING

线数 Poles	型号Type	尺寸 Dimensions(mm)	
		A	B
2	NGD25002-2Y	2.5	5.7
3	NGD25002-3Y	5.0	8.2
4	NGD25002-4Y	7.5	10.7
5	NGD25002-5Y	10.0	13.2
6	NGD25002-6Y	12.5	15.7
7	NGD25002-7Y	15.0	18.2
8	NGD25002-8Y	17.5	20.7
9	NGD25002-9Y	20.0	23.2
10	NGD25002-10Y	22.5	25.7
11	NGD25002-11Y	25.0	28.2
12	NGD25002-12Y	27.5	30.7
13	NGD25002-13Y	30.0	33.2
14	NGD25002-14Y	32.5	35.7
15	NGD25002-15Y	35.0	38.2
16	NGD25002-16Y	37.5	40.7
17	NGD25002-17Y	40.0	43.2
18	NGD25002-18Y	42.5	45.7
19	NGD25002-19Y	45.0	48.2
20	NGD25002-20Y	47.5	50.7

针座WAFER

线数 Poles	型号Type		尺寸 Dimensions(mm)	
	直式(180°)	弯式(90°)	A	B
2	NGD25002-2A	NGD25002-2WA	2.5	7.4
3	NGD25002-3A	NGD25002-3WA	5.0	9.9
4	NGD25002-4A	NGD25002-4WA	7.5	12.4
5	NGD25002-5A	NGD25002-5WA	10.0	14.9
6	NGD25002-6A	NGD25002-6WA	12.5	17.4
7	NGD25002-7A	NGD25002-7WA	15.0	19.9
8	NGD25002-8A	NGD25002-8WA	17.5	22.4
9	NGD25002-9A	NGD25002-9WA	20.0	24.9
10	NGD25002-10A	NGD25002-10WA	22.5	27.4
11	NGD25002-11A	NGD25002-11WA	25.0	29.9
12	NGD25002-12A	NGD25002-12WA	27.5	32.4
13	NGD25002-13A	NGD25002-13WA	30.0	34.9
14	NGD25002-14A	NGD25002-14WA	32.5	37.4
15	NGD25002-15A	NGD25002-15WA	35.0	39.9
16	NGD25002-16A	NGD25002-16WA	37.5	42.4
17	NGD25002-17A	NGD25002-17WA	40.0	44.9
18	NGD25002-18A	NGD25002-18WA	42.5	47.4
19	NGD25002-19A	NGD25002-19WA	45.0	49.9
20	NGD25002-20A	NGD25002-20WA	47.5	52.4

(HA)型条形连接器
(HA)Pressure Welding Bar Connector



间距：(Pitch):2.5mm(.098")

技术参数 SPECIFICATIONS

- 线数（Poles）：2～15
- 适用线规（Applicable Wires）：AWG28#～22#
- 适用基板厚度（Applicable PC board thickness）：1.6mm
- 温度范围（Temperature range）：-25℃～85℃
- 额定电压（Voltage rating）：250V.Ac/Dc
- 额定电流（Current rating）：3A
- 接触电阻（Contact resistance）：≤0.02Ω
- 绝缘电阻（Insulation resistance）：≥1000MΩ
- 耐压（Withstand voltage）：1000V.Ac/1分钟（Minute）
- 材料（Material）：
  孔座（Housing）：尼龙（Nylon）UL94V-0
  针座（Wafer）：尼龙（Nylon）UL94V-0
  端子（Terminal）：磷青铜（Phos.bronze Tin/plated）

端子TERMINAL

型号 Type	适用线规 Applicable wires		电线外径 O.D ofwire ins
	mm²	AWG#	mm
NGD25002-PT	0.08～0.33	28～22	1.2～1.9

NGD25002-PT

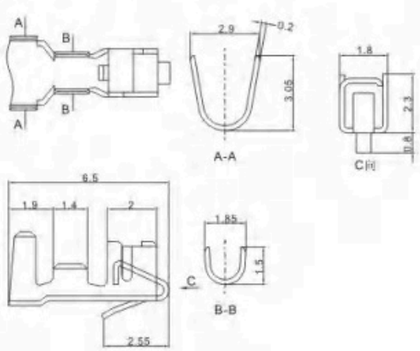

NGD25034-Y

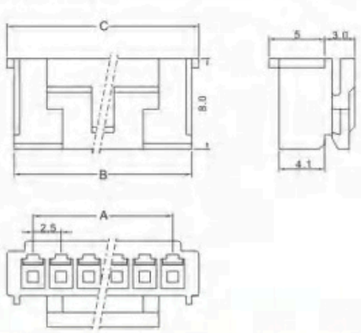

NGD25035-A

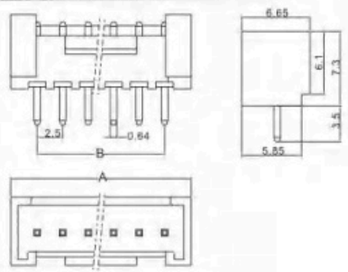

NGD25035-WA

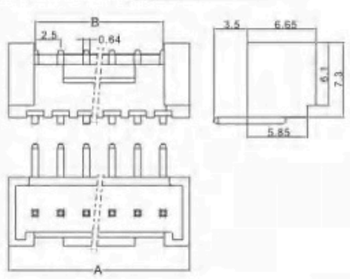

孔座HOUSING

线数 Poles	型号Type	尺寸 Dimensions(mm)		
		A	B	C
2	NGD25036-2Y	2.5	5.8	7.3
3	NGD25036-3Y	5.0	8.3	9.8
4	NGD25036-4Y	7.5	10.8	12.3
5	NGD25036-5Y	10.0	13.3	14.8
6	NGD25036-6Y	12.5	15.8	17.3
7	NGD25036-7Y	15.0	18.3	19.8
8	NGD25036-8Y	17.5	20.8	22.3
9	NGD25036-9Y	20.0	23.3	24.8
10	NGD25036-10Y	22.5	25.8	27.3
11	NGD25036-11Y	25.0	28.3	29.8
12	NGD25036-12Y	27.5	30.8	32.2
13	NGD25036-13Y	30.0	33.3	34.7
14	NGD25036-14Y	32.5	35.8	37.2
15	NGD25036-15Y	35.0	38.3	39.7

(5264)型条形连接器
(5264)Pressure Welding Bar Connector



间距：(Pitch):2.5mm(.098")

技术参数 SPECIFICATIONS

- 线数（Poles）：2～15
- 适用线规（Applicable Wires）：AWG28#～22#
- 适用基板厚度（Applicable PC board thickness）：1.6mm
- 温度范围（Temperature range）：-25℃～85℃
- 额定电压（Voltage rating）：250V.Ac/Dc
- 额定电流（Current rating）：3A
- 接触电阻（Contact resistance）：≤0.02Ω
- 绝缘电阻（Insulation resistance）：≥1000MΩ
- 耐压（Withstand voltage）：1000V.Ac/1分钟（Minute）
- 材料（Material）：
  孔座（Housing）：尼龙（Nylon）UL94V-0
  针座（Wafer）：尼龙（Nylon）UL94V-0
  端子（Terminal）：磷青铜（Phos.bronze Tin/plated）

端子TERMINAL

型号 Type	适用线规 Applicable wires		电线外径 O.D ofwire ins
	mm²	AWG#	mm
NGD25014-PT	0.06～0.3	28～22	1.0～1.9

NGD25014-PT

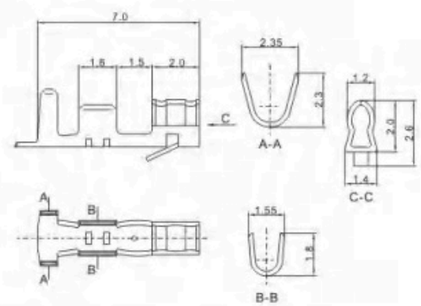

NGD25014-Y

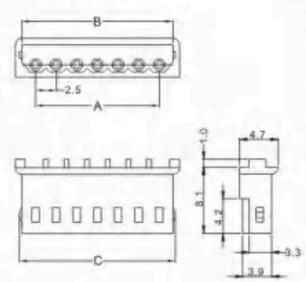

NGD25015-A

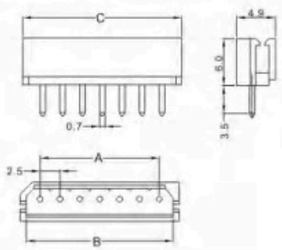

NGD25015-WA

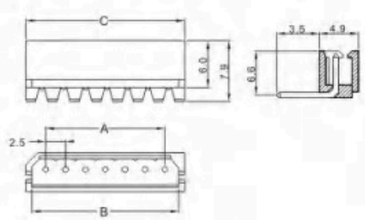

孔座HOUSING

线数 Poles	型号Type	尺寸 Dimensions(mm)		
		A	B	C
2	NGD25014-2Y	2.5	5.8	6.5
3	NGD25014-3Y	5.0	8.3	9.0
4	NGD25014-4Y	7.5	10.8	11.5
5	NGD25014-5Y	10.0	13.3	14.0
6	NGD25014-6Y	12.5	15.8	16.5
7	NGD25014-7Y	15.0	18.3	19.0
8	NGD25014-8Y	17.5	20.8	21.5
9	NGD25014-9Y	20.0	23.3	24.0
10	NGD25014-10Y	22.5	25.8	26.5
11	NGD25014-11Y	25.0	28.3	29.0
12	NGD25014-12Y	27.5	30.8	31.5
13	NGD25014-13Y	30.0	33.3	34.0
14	NGD25014-14Y	32.5	35.8	36.5
15	NGD25014-15Y	35.0	38.3	39.0

针座WAFER

线数 Poles	型号Type		尺寸 Dimensions(mm)		
	直式(180°)	弯式(90°)	A	B	C
2	NGD25015-2A	NGD25015-2WA	2.5	6.0	7.5
3	NGD25015-3A	NGD25015-3WA	5.0	8.5	10.0
4	NGD25015-4A	NGD25015-4WA	7.5	11.0	12.5
5	NGD25015-5A	NGD25015-5WA	10.0	13.5	15.0
6	NGD25015-6A	NGD25015-6WA	12.5	16.0	17.5
7	NGD25015-7A	NGD25015-7WA	15.0	18.5	20.0
8	NGD25015-8A	NGD25015-8WA	17.5	21.0	22.5
9	NGD25015-9A	NGD25015-9WA	20.0	23.5	25.0
10	NGD25015-10A	NGD25015-10WA	22.5	26.0	27.5
11	NGD25015-11A	NGD25015-11WA	25.0	28.5	30.0
12	NGD25015-12A	NGD25015-12WA	27.5	31.0	32.5
13	NGD25015-13A	NGD25015-13WA	30.0	33.5	35.0
14	NGD25015-14A	NGD25015-14WA	32.5	36.0	37.5
15	NGD25015-15A	NGD25015-15WA	35.0	38.5	40.0

(SCN/JC25)型条形连接器
(SCN/JC25)Pressure Welding Bar Connector



间距：(Pitch):2.5mm(.098")

技术参数 SPECIFICATIONS

- 线数（Poles）：2~16
- 适用线规（Applicable Wires）：AWG28#~22#
- 适用基板厚度（Applicable PC board thickness）：1.2~1.6
- 温度范围（Temperature range）：-25℃~85℃
- 额定电压（Voltage rating）：250V.Ac/Dc
- 额定电流（Current rating）：3A
- 接触电阻（Contact resistance）：≤0.02Ω
- 绝缘电阻（Insulation resistance）：≥1000MΩ
- 耐压（Withstand voltage）：1000V.Ac/1分钟（Minute）
- 材料（Material）：
  壳体（Housing）：尼龙（Nylon）UL94V-0
  端子（Terminal）：磷青铜（Phos.bronze Tin/plated）

端子TERMINAL

型号 Type	适用线规 Applicable wires		电线外径 O.D ofwire ins
	mm²	AWG#	mm
NGD25006-PT	0.05~0.30	28~22	1.0~1.9
NGD25008-PT	0.05~0.30	28~22	1.0~1.9

NGD25008-PT

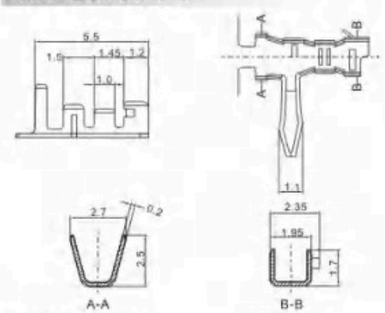

NGD25006-PT

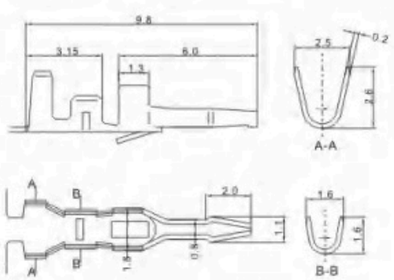

NGD25008-Y

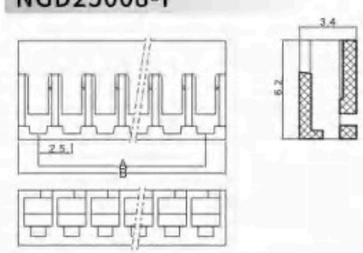

NGD25006-Y

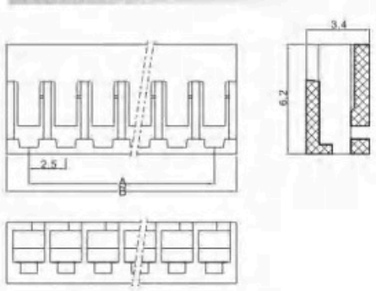

孔座HOUSING

线数 Poles	型号 Type	尺寸Dimensions(mm)	
		A	B
2	NGD25006-2Y	2.5	6.5
3	NGD25006-3Y	5.0	9.0
4	NGD25006-4Y	7.5	11.5
5	NGD25006-5Y	10.0	14.0
6	NGD25006-6Y	12.5	16.5
7	NGD25006-7Y	15.0	19.0
8	NGD25006-8Y	17.5	21.5
9	NGD25006-9Y	20.0	24.0
10	NGD25006-10Y	22.5	26.5
11	NGD25006-11Y	25.0	29.0
12	NGD25006-12Y	27.5	31.5
13	NGD25006-13Y	30.0	34.0
14	NGD25006-14Y	32.5	36.5
15	NGD25006-15Y	35.0	39.0
16	NGD25006-16Y	37.5	41.5

孔座HOUSING

线数 Poles	型号 Type	尺寸Dimensions(mm)	
		A	B
2	NGD25008-2Y	2.5	5.6
3	NGD25008-3Y	5.0	8.1
4	NGD25008-4Y	7.5	10.6
5	NGD25008-5Y	10.0	13.1
6	NGD25008-6Y	12.5	15.6
7	NGD25008-7Y	15.0	18.1
8	NGD25008-8Y	17.5	20.6
9	NGD25008-9Y	20.0	23.1
10	NGD25008-10Y	22.5	25.6
11	NGD25008-11Y	25.0	28.1
12	NGD25008-12Y	27.5	30.6
13	NGD25008-13Y	30.0	33.1
14	NGD25008-14Y	32.5	35.6
15	NGD25008-15Y	35.0	38.1

(SM)型条形连接器
(SM)Pressure Welding Bar Connector

间距：(Pitch):2.5mm(.098")

技术参数 SPECIFICATIONS

- 线数（Poles）：2~12
- 适用线规（Applicable Wires）：AWG28#~22#
- 适用基板厚度（Applicable PC board thickness）：0.5~2.0mm
- 温度范围（Temperature range）：-25℃~85℃
- 额定电压（Voltage rating）：250V.Ac/Dc
- 额定电流（Current rating）：3A
- 接触电阻（Contact resistance）：≤0.02Ω
- 绝缘电阻（Insulation resistance）：≥1000MΩ
- 耐压（Withstand voltage）：500V.Ac/1分钟（Minute）
- 材料（Material）：
  孔座（Housing）：尼龙（Nylon）UL94V-0
  针座（Wafer）：尼龙（Nylon）UL94V-0
  端子（Terminal）：磷青铜（Phos.bronze Tin/plated）

端子TERMINAL

型号 Type	适用线规 Applicable wires		电线外径 O.D ofwire ins
	mm²	AWG#	mm
NGD25022-RT	0.08~0.33	28~22	1.2~1.9
NGD25023-RT	0.08~0.33	28~22	1.2~1.9

NGD25023-R

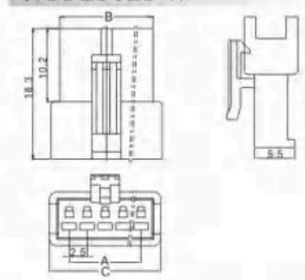

NGD25022-PT

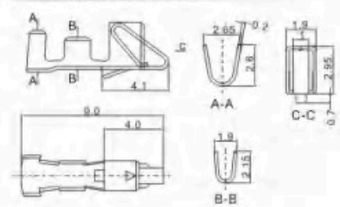

NGD25022-P

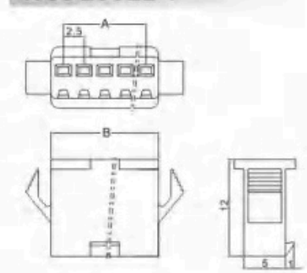

NGD25023-RT

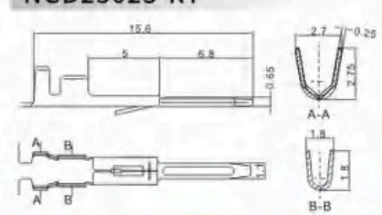

孔座HOUSING

线数 Poles	型号 Type	适用基板厚度Applicable PC board thickness(mm)					
		0.5~0.9		1.0~1.5		1.5~2.0	
		A	B	A	B	A	B
2	NGD25022-2P	5.7	9.6	5.7	9.8	5.7	10.0
3	NGD25022-3P	8.2	12.1	8.2	12.3	8.2	12.5
4	NGD25022-4P	10.7	14.6	10.7	14.8	10.7	15.0
5	NGD25022-5P	13.2	17.1	13.2	17.3	13.2	17.5
6	NGD25022-6P	15.7	19.6	15.7	19.8	15.7	20.0
7	NGD25022-7P	18.2	22.1	18.2	22.3	18.2	22.5
8	NGD25022-8P	20.7	24.6	20.7	24.8	20.7	25.0
9	NGD25022-9P	23.2	27.1	23.2	27.3	23.2	27.5
10	NGD25022-10P	25.7	29.6	25.7	29.8	25.7	30.0
11	NGD25022-11P	28.2	32.1	28.2	32.3	28.2	32.5
12	NGD25022-12P	30.7	34.6	30.7	34.8	30.7	35.0

插头HOUSING

线数 Poles	型号Type	尺寸 Dimensions(mm)	
		A	B
2	NGD25022-2P	2.5	5.5
3	NGD25022-3P	5.0	8.0
4	NGD25022-4P	7.5	10.5
5	NGD25022-5P	10.0	13.0
6	NGD25022-6P	12.5	15.5
7	NGD25022-7P	15.0	18.0
8	NGD25022-8P	17.5	20.5
9	NGD25022-9P	20.0	23.0
10	NGD25022-10P	22.5	25.5
11	NGD25022-11P	25.0	28.0
12	NGD25022-12P	27.5	30.5

插座RECEPTACLE HOUSING

线数 Poles	型号Type	尺寸Dimensions(mm)		
		A	B	C
2	NGD25023-2R	2.5	5.5	8.3
3	NGD25023-3R	5.0	8.0	10.8
4	NGD25023-4R	7.5	10.5	13.3
5	NGD25023-5R	10.0	13.0	15.8
6	NGD25023-6R	12.5	15.5	18.3
7	NGD25023-7R	15.0	18.0	20.8
8	NGD25023-8R	17.5	20.5	23.3
9	NGD25023-9R	20.0	23.0	25.8
10	NGD25023-10R	22.5	25.5	28.3
11	NGD25023-11R	25.0	28.0	30.8
12	NGD25023-12R	27.5	30.5	33.2

(EI/小4P)型条形连接器
(EI/小4P)Pressure Welding Bar Connector



间距：(Pitch):2.5mm(.098")

技术参数 SPECIFICATIONS

- 线数（Poles）：2～12
- 适用线规（Applicable Wires）：AWG28#～22#
- 适用基板厚度（Applicable PC board thickness）：1.6mm
- 温度范围（Temperature range）：-25°C～85°C
- 额定电压（Voltage rating）：250V.Ac/Dc
- 额定电流（Current rating）：3A
- 接触电阻（Contact resistance）：≤0.02Ω
- 绝缘电阻（Insulation resistance）：≥1000MΩ
- 耐压（Withstand voltage）：100V.Ac/1分钟（Minute）
- 材料（Material）：
  孔座（Housing）：尼龙（Nylon）UL94V-0
  针座（Wafer）：尼龙（Nylon）UL94V-0
  端子（Terminal）：磷青铜（Phos.bronze Tin/plated）

端子TERMINAL

型号 Type	适用线规 Applicable wires		电线外径 O.D ofwire ins
	mm²	AWG#	mm
NGD25022-RT	0.08～0.33	28～22	1.2～1.9
NGD25023-RT	0.08～0.33	28～22	1.2～1.9

NGD25011-PT

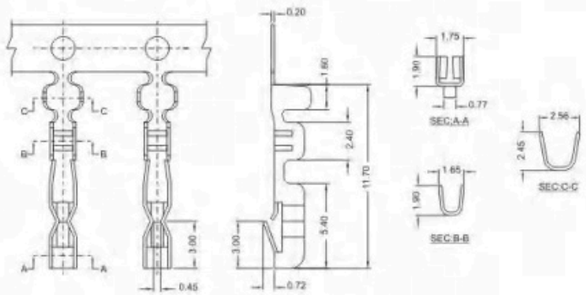

NGD25011-Y

NGD25011WA

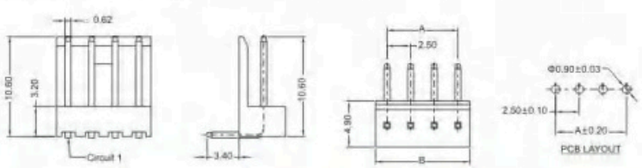

NGD25011A

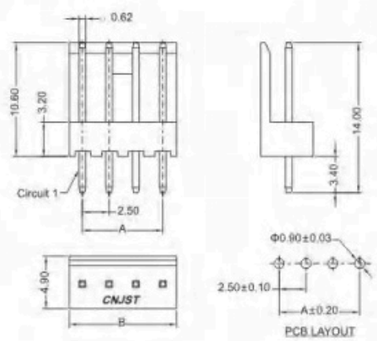

孔座HOUSING

线数 Poles	型号Type	尺寸 Dimensions(mm)	
		A	B
2	NGD25011-02Y	2.50	7.10
3	NGD25011-03Y	5.00	9.60
4	NGD25011-04Y	7.50	12.10
5	NGD25011-05Y	10.00	14.60
6	NGD25011-06Y	12.50	17.10
7	NGD25011-07Y	15.00	19.60
8	NGD25011-08Y	17.50	22.10
9	NGD25011-09Y	20.00	24.60
10	NGD25011-10Y	22.50	27.10
11	NGD25011-11Y	25.00	29.60
12	NGD25011-12Y	27.50	32.10

针座WAFER

线数 Poles	型号Type 直式（180°）	型号Type 弯式（90°）	尺寸 Dimensions(mm) A	尺寸 Dimensions(mm) B
2	NGD25011-02A	NGD25011-02WA	2.50	5.00
3	NGD25011-03A	NGD25011-03WA	5.00	7.50
4	NGD25011-04A	NGD25011-04WA	7.50	10.00
5	NGD25011-05A	NGD25011-05WA	10.00	12.50
6	NGD25011-06A	NGD25011-06WA	12.50	15.00
7	NGD25011-07A	NGD25011-07WA	15.00	17.50
8	NGD25011-08A	NGD25011-08WA	17.50	20.00
9	NGD25011-09A	NGD25011-09WA	20.00	22.50
10	NGD25011-10A	NGD25011-10WA	22.50	25.00
11	NGD25011-11A	NGD25011-11WA	25.00	27.50
12	NGD25011-12A	NGD25011-12WA	27.50	30.00

2.50mm Pitch Wire to wire connector



间距：(Pitch):2.50mm

技术参数 SPECIFICATIONS

Specifications
- Current rating: 3A AC, DC.
- Voltage rating: 250V AC, DC.
- Temperature range: -25°C~+85°C.
- Contact resistance: 10mΩ Max.
- Insulation resistance: 500MΩ Min.
- Withstanding voltage: 1500V AC/minute.

Features and benefits
- Sizes 02 to 12 circuits.
- The SM series are 2.50mm pithc, Wire-to-wire connectors that perform reliably in high-density, small current applications.
- High contact pressure.
- Secure lock mechanism.
- Mountable on panels of various thickness without using tools.
- The contacts are individually surrounded by housing walls.

C2501PT

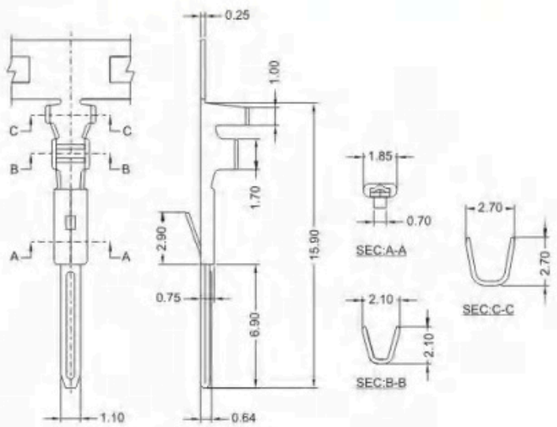

C2501P

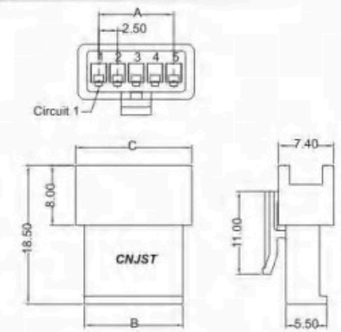

C2501RT

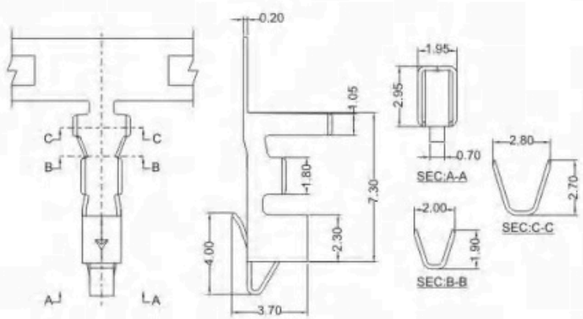

C2502R

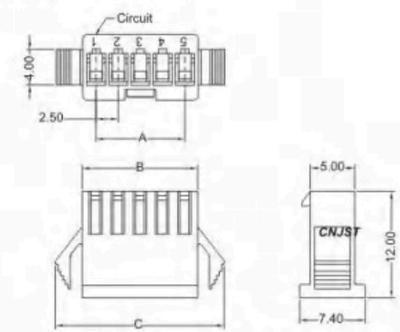

Ordering Information & Dimensions

Circuits	Dimensions A	Dimensions B	Dimensions C
02	2.50	5.60	8.00
03	5.00	8.10	10.50
04	7.50	10.60	13.00
05	10.00	13.10	15.50
06	12.50	15.60	18.00
07	15.00	18.10	20.50
08	17.50	20.60	23.00
09	20.00	23.10	25.50
10	22.50	25.60	28.00
11	25.00	28.10	30.50
12	27.50	30.60	33.00

Unit: mm

Ordering Information & Dimensions

Circuits	Dimensions A	Dimensions B	Dimensions C
02	2.50	5.50	11.50
03	5.00	8.00	14.00
04	7.50	10.50	16.50
05	10.00	13.00	19.00
06	12.50	15.50	21.50
07	15.00	18.00	24.00
08	17.50	20.50	26.50
09	20.00	23.00	29.00
10	22.50	25.50	31.50
11	25.00	28.00	34.00
12	27.50	30.50	36.50

Unit: mm

(杜邦2.54)型条形连接器
(杜邦2.54)Pressure Welding Bar Connector



间距：(Pitch):2.54mm(.100")

技术参数 SPECIFICATIONS

- 线数（Poles）：（YS、YSB）2~24（AS、WAS）2~40×2
- 适用线规（Applicable Wires）：AWG28#~22#
- 适用基板厚度（Applicable PC board thickness）：1.6mm
- 温度范围（Temperature range）：-25℃~85℃
- 额定电压（Voltage rating）：250V.Ac/Dc
- 额定电流（Current rating）：2.5~1A
- 接触电阻（Contact resistance）：≤0.02Ω
- 绝缘电阻（Insulation resistance）：≥1000MΩ
- 耐压（Withstand voltage）：800V.Ac/1分钟（Minute）
- 材料（Material）：
  孔座（Housing）：尼龙（Nylon）UL94V-0
  针座（Wafer）：PBT301-G20 UL94V-0
  端子（Terminal）:磷青铜（Phos.bronze Tin/plated）

端子TERMINAL

型号 Type	适用线规 Applicable wires		电线外径 O.D ofwire ins
	mm^2	AWG#	mm
NGD25402-PT	0.06~0.33	28~22	1.0~1.7

NGD25402-PT

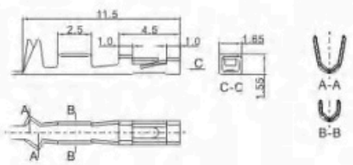

NGD25403-AS

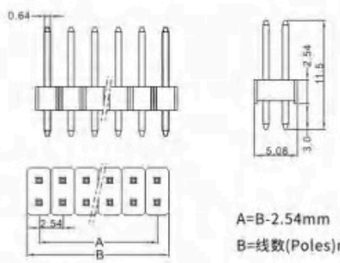

A=B-2.54mm
B=线数(Poles)n/2*2.54mm

NGD25402-YS

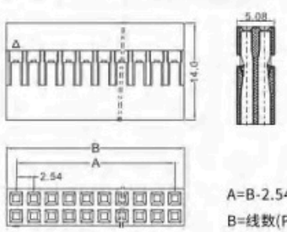

A=B-2.54mm
B=线数(Poles)n/2*2.54mm

NGD25403-WAS

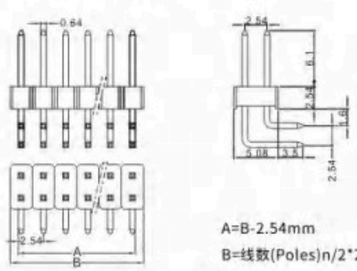

A=B-2.54mm
B=线数(Poles)n/2*2.54mm

(2510)型条形连接器
(2510)Pressure Welding Bar Connector

间距：(Pitch):2.54mm(.100")

技术参数 SPECIFICATIONS

- 线数（Poles）：2~20
- 适用线规（Applicable Wires）：AWG28#~22#
- 适用基板厚度（Applicable PC board thickness）：1.6mm
- 温度范围（Temperature range）：-25℃~85℃
- 额定电压（Voltage rating）：250V.Ac/Dc
- 额定电流（Current rating）：3A
- 接触电阻（Contact resistance）：≤0.02Ω
- 绝缘电阻（Insulation resistance）：≥1000MΩ
- 耐压（Withstand voltage）：1000V.Ac/1分钟（Minute）
- 材料（Material）：
  孔座（Housing）：尼龙（Nylon）UL94V-0
  针座（Wafer）：尼龙（Nylon）UL94V-0
  端子（Terminal）：磷青铜（Phos.bronze Tin/plated）

端子TERMINAL

型号 Type	适用线规 Applicable wires		电线外径 O.D ofwire ins
	mm^2	AWG#	mm
NGD25404-PT	0.06~0.33	28~22	1.2~1.9

NGD25404-PT

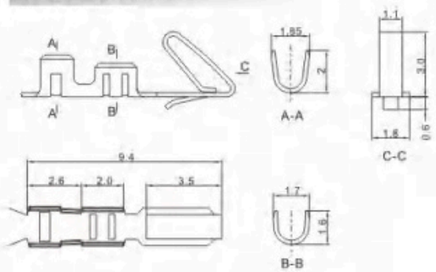

NGD25404-Y

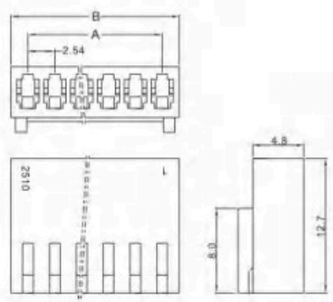

NGD25405-A

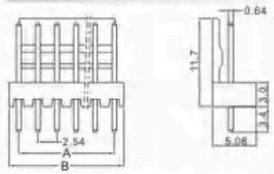

NGD25405-WA

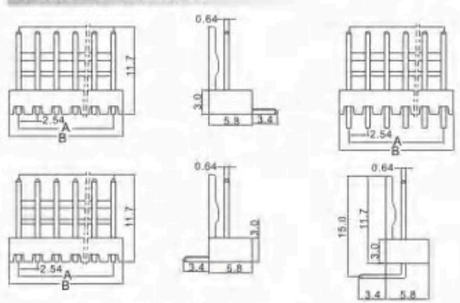

孔座HOUSING

线数 Poles	型号Type	尺寸 Dimensions(mm)	
		A	B
2	NGD25404-2Y	2.54	5.74
3	NGD25404-3Y	5.08	8.28
4	NGD25404-4Y	7.62	10.82
5	NGD25404-5Y	10.16	13.36
6	NGD25404-6Y	12.70	15.90
7	NGD25404-7Y	15.24	18.44
8	NGD25404-8Y	17.78	20.98
9	NGD25404-9Y	20.32	23.52
10	NGD25404-10Y	22.86	26.06
11	NGD25404-11Y	25.40	28.60
12	NGD25404-12Y	27.94	31.14
13	NGD25404-13Y	30.48	33.68
14	NGD25404-14Y	33.02	36.22
15	NGD25404-15Y	35.56	38.76
16	NGD25404-16Y	38.10	41.30
17	NGD25404-17Y	40.64	43.84
18	NGD25404-18Y	43.18	46.38
19	NGD25404-19Y	45.72	48.92
20	NGD25404-20Y	48.26	51.46

针座WAFER

线数 Poles	型号Type		尺寸 Dimensions(mm)	
	直式(180°)	弯式(90°)	A	B
2	NGD25405-2A	NGD25405-2WA	2.54	5.08
3	NGD25405-3A	NGD25405-3WA	5.08	7.62
4	NGD25405-4A	NGD25405-4WA	7.62	10.16
5	NGD25405-5A	NGD25405-5WA	10.16	12.70
6	NGD25405-6A	NGD25405-6WA	12.70	15.24
7	NGD25405-7A	NGD25405-7WA	15.24	17.78
8	NGD25405-8A	NGD25405-8WA	17.78	20.32
9	NGD25405-9A	NGD25405-9WA	20.32	22.86
10	NGD25405-10A	NGD25405-10WA	22.86	25.40
11	NGD25405-11A	NGD25405-11WA	25.40	27.94
12	NGD25405-12A	NGD25405-12WA	27.94	30.48
13	NGD25405-13A	NGD25405-13WA	30.48	33.02
14	NGD25405-14A	NGD25405-14WA	33.02	35.56
15	NGD25405-15A	NGD25405-15WA	35.56	38.10
16	NGD25405-16A	NGD25405-16WA	38.10	40.64
17	NGD25405-17A	NGD25405-17WA	40.64	43.18
18	NGD25405-18A	NGD25405-18WA	43.18	45.72
19	NGD25405-19A	NGD25405-19WA	45.72	48.26
20	NGD25405-20A	NGD25405-20WA	48.26	50.80

MX3.0 型条形连接器
NGD30002(43020/43025) Connector

间距：(Pitch):3.00mm(.118")

技术参数 SPECIFICATIONS

- 线数（Poles）：2~24
- 适用线规（Applicable Wires）：AWG28#~22#
- 适用基板厚度（Applicable PC board thickness）：1.6mm
- 温度范围（Temperature range）：-25℃~85℃
- 额定电压（Voltage rating）：250V.Ac/Dc
- 额定电流（Current rating）：5A max
- 接触电阻（Contact resistance）：≤0.015Ω
- 绝缘电阻（Insulation resistance）：≥1000MΩ
- 耐压（Withstand voltage）：1500V.Ac/1分钟（Minute）
- 材料（Material）：
  孔座（Housing）：尼龙（Nylon）UL94V-0
  针座（Wafer）：PBT301-G20 UL94V-0
  端子（Terminal）:磷青铜（Phos.bronze Tin/plated）

端子TERMINAL

型号 Type	适用线规 Applicable wires		电线外径 O.D of wire ins
	mm²	AWG#	mm
NGD30002-PT	0.06~0.30	28~22	1.0~1.7
NGD30002-RT			

NGD30002-PT(43030)~(43031)

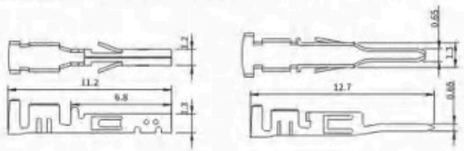

NGD30002-P(43025)

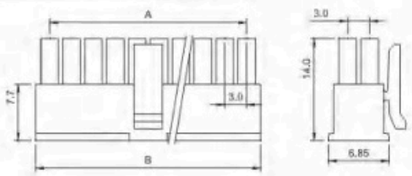

NGD30002-R(43020)

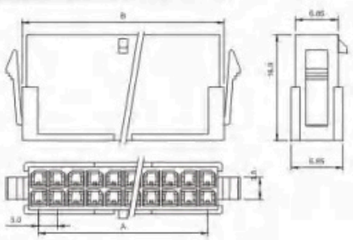

安装尺寸(Mounting Measurement)

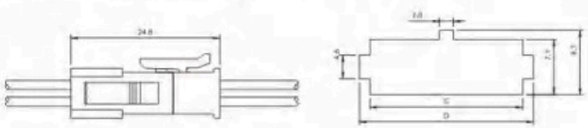

插头(P.Housing)

线数 Poles	t14;型号 Type (43025)	t38;尺寸Dimensions(mm)	
		A	B
2	NGD30002-02P	0.00	3.85
4	NGD30002-04P	3.00	6.85
6	NGD30002-06P	6.00	9.85
8	NGD30002-08P	9.00	12.85
10	NGD30002-10P	12.00	15.85
12	NGD30002-12P	15.00	18.85
14	NGD30002-14P	18.00	21.85
16	NGD30002-16P	21.00	24.85
18	NGD30002-18P	24.00	27.85
20	NGD30002-20P	27.00	30.85
22	NGD30002-22P	30.00	33.85
24	NGD30002-24P	33.00	36.85

插座(R.Housing)

线数 Poles	t14;型号 Type (43020)	t38;尺寸Dimensions(mm)			
		A	B	C	D
2	NGD30002-02R	0.00	3.85	4.21	7.90
4	NGD30002-04R	3.00	6.85	7.21	10.90
6	NGD30002-06R	6.00	9.85	10.21	13.90
8	NGD30002-08R	9.00	12.85	13.21	16.90
10	NGD30002-10R	12.00	15.85	16.21	19.90
12	NGD30002-12R	15.00	18.85	19.21	22.90
14	NGD30002-14R	18.00	21.85	22.21	25.90
16	NGD30002-16R	21.00	24.85	25.21	28.90
18	NGD30002-18R	24.00	27.85	28.21	31.90
20	NGD30002-20R	27.00	30.85	31.21	34.90
22	NGD30002-22R	30.00	33.85	34.21	37.90
24	NGD30002-24R	33.00	36.85	37.21	40.90

(VH)型条形连接器
(VH)Pressure Welding Bar Connector



间距：(Pitch):3.96mm(.156")

技术参数 SPECIFICATIONS

- 线数（Poles）：2~12
- 适用线规（Applicable Wires）：AWG22#~18#
- 适用基板厚度（Applicable PC board thickness）：1.6mm
- 温度范围（Temperature range）：-25℃~85℃
- 额定电压（Voltage rating）：250V.Ac/Dc
- 额定电流（Current rating）：7A
- 接触电阻（Contact resistance）：≤0.02Ω
- 绝缘电阻（Insulation resistance）：≥1000MΩ
- 耐压（Withstand voltage）：1500V.Ac/1分钟（Minute）
- 材料（Material）：
  孔座（Housing）：尼龙（Nylon）UL94V-0
  针座（Wafer）：尼龙（Nylon）UL94V-0
  端子（Terminal）：磷青铜（Phos.bronze Tin/plated）
  NGD39600-PT NGD39600-Y NGD39600-A NGD39600-WAP NGD39600-WAG

端子TERMINAL

型号 Type	适用线规 Applicable wires		电线外径 O.D ofwire ins
	mm²	AWG#	mm
NGD39600-PT	0.33~0.83	22~18	1.7~3.0

NGD39600-PT

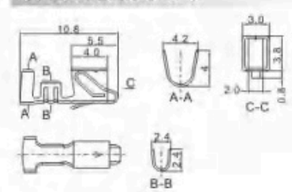

NGD39600-Y

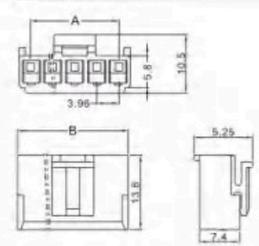

NGD39600-A

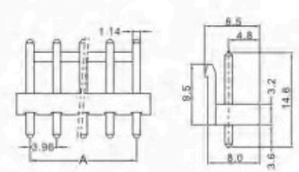

NGD39600-WAP

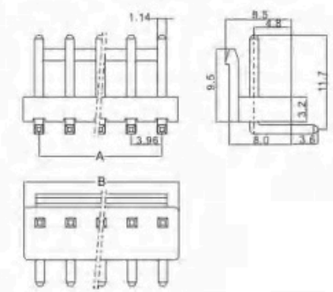

NGD39600-WAG

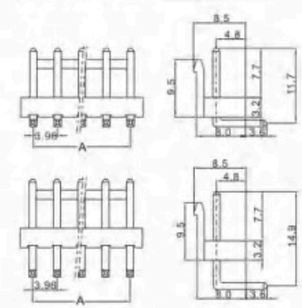

孔座HOUSING

线数 Poles	型号Type	尺寸 Dimensions(mm)	
		A	B
2	NGD39600-2Y	3.96	8.06
3	NGD39600-3Y	7.92	11.92
4	NGD39600-4Y	11.88	15.88
5	NGD39600-5Y	15.84	19.84
6	NGD39600-6Y	19.80	23.80
7	NGD39600-7Y	23.76	27.76
8	NGD39600-8Y	27.72	31.72
9	NGD39600-9Y	31.68	35.68
10	NGD39600-10Y	35.64	39.64
11	NGD39600-11Y	39.60	43.60
12	NGD39600-12Y	43.56	47.56

针座WAFER

线数 Poles	型号Type		尺寸 Dimensions(mm)	
	直式(180°)	弯式(90°)	A	B
2	NGD39601-2A	NGD39601-2WA	3.96	8.06
3	NGD39601-3A	NGD39601-3WA	7.92	11.92
4	NGD39601-4A	NGD39601-4WA	11.88	15.88
5	NGD39601-5A	NGD39601-5WA	15.84	19.84
6	NGD39601-6A	NGD39601-6WA	19.80	23.80
7	NGD39601-7A	NGD39601-7WA	23.76	27.76
8	NGD39601-8A	NGD39601-8WA	27.72	31.72
9	NGD39601-9A	NGD39601-9WA	31.68	35.68
10	NGD39601-10A	NGD39601-10WA	35.64	39.64
11	NGD39601-11A	NGD39601-11WA	39.60	43.60
12	NGD39601-12A	NGD39601-12WA	43.56	47.56

(5557)型条形连接器
(5557)Pressure Welding Bar Connector



间距：(Pitch):4.2mm(.165")

技术参数 SPECIFICATIONS

- 线数（Poles）：2,4,6,8,10,12,14,16,18,20,22,24
- 适用线规（Applicable Wires）：AWG28#～22#
- 适用基板厚度（Applicable PC board thickness）：1.6～2.0mm
- 温度范围（Temperature range）：-40℃～105℃
- 额定电压（Voltage rating）：250V.Ac/Dc
- 额定电流（Current rating）：9A max
- 接触电阻（Contact resistance）：≤0.015Ω
- 绝缘电阻（Insulation resistance）：≥1000MΩ
- 耐压（Withstand voltage）：1500V.Ac/1分钟（Minute）
- 材料（Material）：
  - 插头（Housing）：尼龙（Nylon）UL94V-2
  - 插座（Wafer）：尼龙（Nylon）UL94V-2
  - 端子（Terminal）：磷青铜（Phos.bronze Tin/plated）

端子TERMINAL

型号 Type	适用线规 Applicable wires		电线外径 O.D ofwire ins
	mm^2	AWG#	mm
NGD42000-RT	0.2～0.75	28～22	1.7～2.8

NGD42001-PT

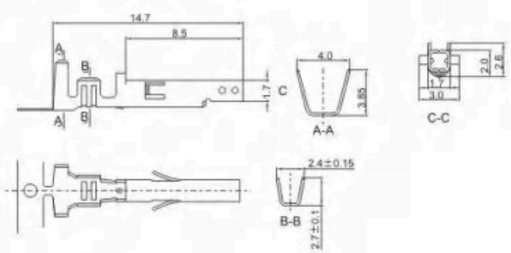

NGD42000-R

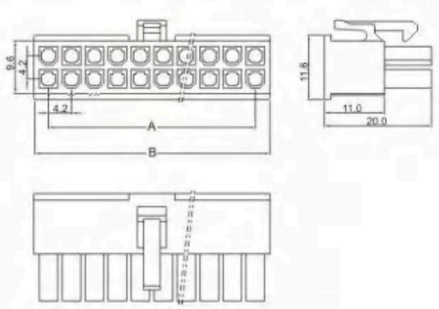

孔座HOUSING

线数 Poles	型号Type	尺寸 Dimensions(mm)	
		A	B
2	NGD42000-2R	0	5.6
3	NGD42000-3R	8.4	14.0
4	NGD42000-4R	4.2	9.8
5	NGD42000-5R	16.8	22.4
6	NGD42000-6R	8.4	14.0
8	NGD42000-7R	12.6	18.2
10	NGD42000-8R	16.8	22.4
12	NGD42000-9R	21.0	26.6
14	NGD42000-10R	25.2	30.8
16	NGD42000-11R	29.4	35.0
18	NGD42000-12R	33.6	39.2
20	NGD42000-13R	37.8	43.4
22	NGD42000-14R	42.0	47.6
24	NGD42000-15R	46.2	51.8

(5559)型条形连接器
(5559)Pressure Welding Bar Connector



间距：(Pitch):4.2mm(.165")

技术参数 SPECIFICATIONS

- 线数（Poles）：2,4,6,8,10,12,14,16,18,20,22,24
- 适用线规（Applicable Wires）：AWG28#～22#
- 适用基板厚度（Applicable PC board thickness）：1.6～2.0mm
- 温度范围（Temperature range）：-40℃～105℃
- 额定电压（Voltage rating）：250V.Ac/Dc
- 额定电流（Current rating）：9A max
- 接触电阻（Contact resistance）：≤0.015Ω
- 绝缘电阻（Insulation resistance）：≥1000MΩ
- 耐压（Withstand voltage）：1500V.Ac/1分钟（Minute）
- 材料（Material）：
  - 插头（Housing）：尼龙（Nylon）UL94V-2
  - 插座（Wafer）：尼龙（Nylon）UL94V-2
  - 端子（Terminal）：磷青铜（Phos.bronze Tin/plated）

端子TERMINAL

型号 Type	适用线规 Applicable wires		电线外径 O.D ofwire ins
	mm^2	AWG#	mm
NGD42001-PT	0.2～0.75	28～22	1.7～2.8

NGD42001-PT

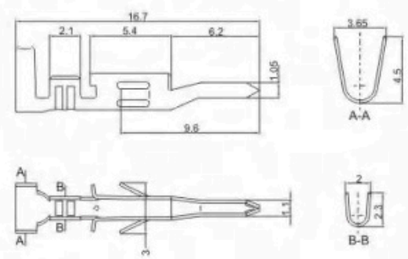

NGD42001-P

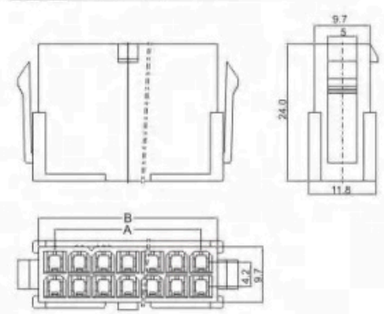

插头PLUG HOUSING

线数 Poles	型号Type	尺寸 Dimensions(mm)	
		A	B
2	NGD42001-2P	0	5.6
3	NGD42001-3P	8.4	14.0
4	NGD42001-4P	4.2	9.8
5	NGD42001-5P	16.8	22.4
6	NGD42001-6P	8.4	14.0
8	NGD42001-7P	12.6	18.2
10	NGD42001-8P	16.8	22.4
12	NGD42001-9P	21.0	26.6
14	NGD42001-10P	25.2	30.8
16	NGD42001-11P	29.4	35.0
18	NGD42001-12P	33.6	39.2
20	NGD42001-13P	37.8	43.4
22	NGD42001-14P	42.0	47.6
24	NGD42001-15P	46.2	51.8

(EL)型条形连接器
(EL)Pressure Welding Bar Connector



间距：(Pitch):4.5mm(.177")

技术参数 SPECIFICATIONS

- 线数（Poles）：2，3，4，6，9，12，15
- 适用线规（Applicable Wires）：AWG24#～16#
- 适用基板厚度（Applicable PC board thickness）：1.6～20mm
- 温度范围（Temperature range）：-25℃～85℃
- 额定电压（Voltage rating）：300V.Ac/Dc
- 额定电流（Current rating）：10～6A
- 接触电阻（Contact resistance）：≤0.015Ω
- 绝缘电阻（Insulation resistance）：≥1000MΩ
- 耐压（Withstand voltage）：1500V.Ac/1分钟（Minute）
- 材料（Material）：
  孔座（Housing）：尼龙（Nylon）UL94V-2
  针座（Wafer）：尼龙（Nylon）UL94V-2
  端子（Terminal）：磷青铜（Phos.bronze Tin/plated）

端子TERMINAL

型号 Type	适用线规 Applicable wires		电线外径 O.D ofwire ins
	mm²	AWG#	mm
NGD45002-PT	0.13～0.5	24～16	1.3～2.7
NGD45003-RT	0.13～0.5	24～16	1.3～2.7

NGD45003-RT

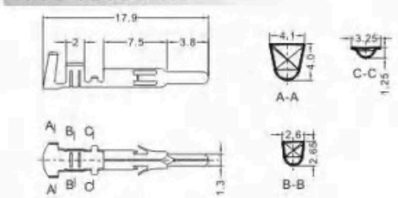

NGD45002-PT

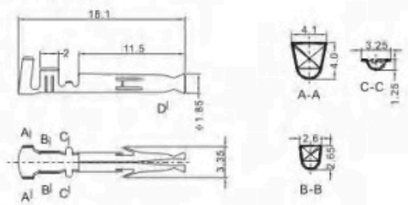

NGD45003-R

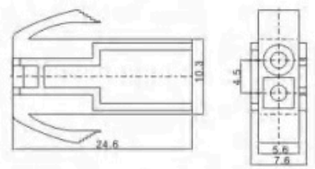

NGD45002-P

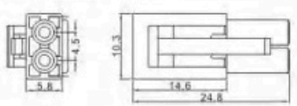

NGD45003-RF

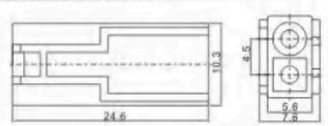

示意图 Sample (EL)		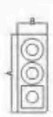						
型号 Type	NGD45002-2P	NGD45002-3P	NGD45002-4P	NGD45002-4P	NGD45002-6P	NGD45002-9P	NGD45002-12P	NGD45002-15P
	NGD45003-2R	NGD45003-3R	NGD45003-4R	NGD45003-4RN	NGD45003-6R	NGD45003-9R	NGD45003-12R	NGD45003-15R
	NGD45003-2RF	NGD45003-3RF		NGD45003-4RF				
额定电压 Voltage rating	300V	300V	300V	300V	300V	300V	300V	300V
额定电流 Voltage rating	10A	10A	10A	10A	8A	6A	6A	6A
尺寸 Dimensions (mm)	10.30	14.80	19.30	10.30	14.80	14.80	19.30	23.80
	5.8 5.6	5.8 5.6	5.8 5.6	10.3 10.3	10.3 9.9	14.8 14.4	14.8 14.4	14.8 14.4
	15.00	19.70	24.20	15.60	19.70	19.70	24.20	28.70
	6.00	6.00	6.00	10.60	10.20	14.80	14.80	14.80
	6.85	6.85	6.85	11.60	11.10	15.70	15.70	15.70
	5.20	5.20	5.20	5.20	5.20	5.20	5.20	5.20

(大4P)型条形连接器
(大4P)Pressure Welding Bar Connector



间距：(Pitch):5.08mm(.200")

技术参数 SPECIFICATIONS

- 线数（Poles）：4
- 适用线规（Applicable Wires）：AWG24#～14#
- 适用基板厚度（Applicable PC board thickness）：1.6mm
- 温度范围（Temperature range）：-25℃～85℃
- 额定电压（Voltage rating）：250V.Ac/Dc
- 额定电流（Current rating）：5A
- 接触电阻（Contact resistance）：≤0.01Ω
- 绝缘电阻（Insulation resistance）：≥1000MΩ
- 耐压（Withstand voltage）：1500V.Ac/1分钟（Minute）
- 材料（Material）：
  孔座（Piug Housing）：尼龙（Nylon）UL94V-2
  插座（Receptacle housing）：尼龙（Nylon）UL94V-2
  端子（Terminal）：磷青铜（Phos.bronze Tin/plated）

端子TERMINAL

型号 Type	适用线规 Applicable wires		电线外径 O.D ofwire ins
	mm²	AWG#	mm
NGD50800-PT	0.2～0.83	24～14	1.3～2.5
NGD50801-RT	0.2～0.5	24～14	1.3～2.3

NGD50801-4R

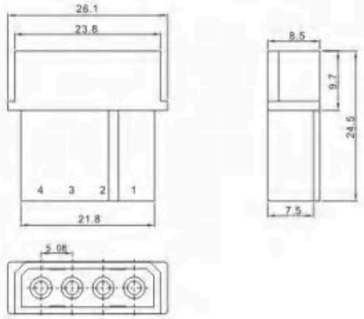

NGD50800-PT

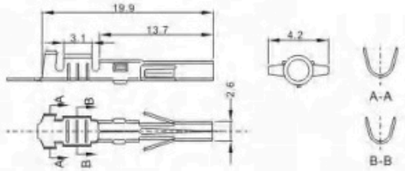

NGD50801-4A

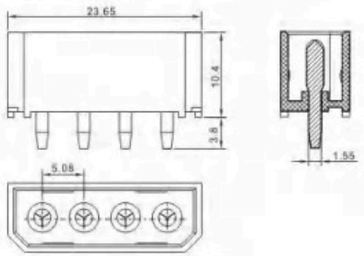

NGD50800-4P

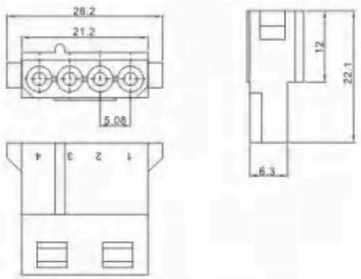

NGD50801-4WA

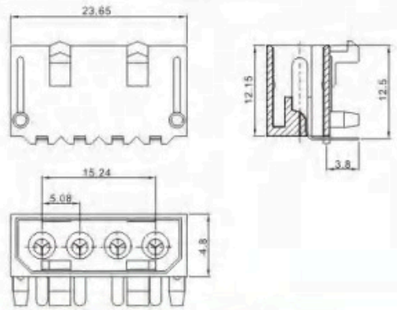

NGD50801-RT

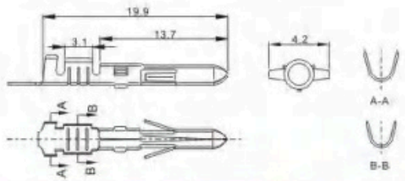

UL 10269

New energy raw cable 新能源线材

PRODUCT DESCRIPTION

- ◆ Rated Temperature: 105°C
- ◆ Rated voltage: 1000V
- ◆ Conductor: Tinned Copper
- ◆ Insulation: Soft -inverter- PVC
- ◆ Ref. Standard: UL758/UL1581

说 明

- ◆ 额定温度: 105°C
- ◆ 额定电压: 1000V
- ◆ 导体: 镀锡铜线
- ◆ 绝缘体 : Soft -inverter- PVC
- ◆ 参考标准: UL758/UL1581

APPLICATION

It is mainly used in the field of energy storage, Solar inverter, energy storage battery, power distribution cabinet, etc.

应 用

主要用在储能领域,、光伏逆变器、储能电池、配电柜等。

CONSTRUCTION

构 造

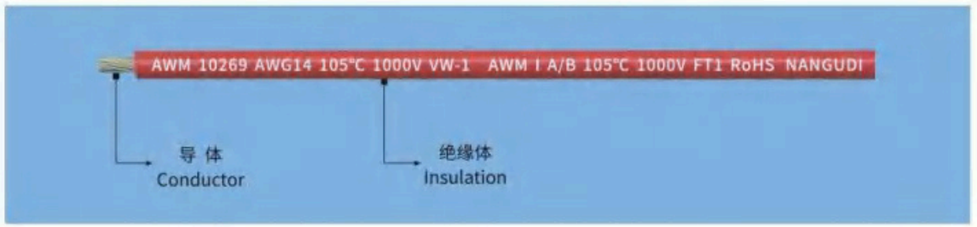

芯线 Cores	结构 Construction (No /mm)	导体线数 Cond.style (mm)	导体直径 Cond.dia (mm)	Nom. thickness (mm)	Min. thickness (mm)	绝缘直径 Insulation.O.D (mm)	最大 导体电阻 Max.Cond. Resis Ω/km & 20°C	耐电压强度 Dielectric strength	包装 Packing lentgh
AWG 14	TXR 168/0.127	0.127 (±0.008)	1.89	≥0.76	≥0.69	3.5±0.2	≤8.96	AC 3000V, 1min NO Break	305m/Roll
AWG 10	TXR 413/0.127	0.127 (±0.008)	3.05	≥0.76	≥0.69	4.56±0.2	3.546		305m/Roll
AWG 1	TXR 825/0.254	0.254 (±0.008)	8.68	≥2.03	≥1.82	13.4±0.6	0.4398		600m/ wood reel

技术创新 以质量求保证 以科技求生存

Innovated technology assurance by quality survive by technology

UL 11627

Special cables for energy storage and inverter 储能、逆变器专用电缆

PRODUCT DESCRIPTION

- ◆ Rated Temperature: 105°C
- ◆ Rated voltage: 2000V
- ◆ Conductor: Tinned Copper
- ◆ Insulation: PVC
- ◆ Ref. Standard: UL758/UL1581

说 明

- ◆ 额定温度: 105°C
- ◆ 额定电压: 2000V
- ◆ 导体: 镀锡铜线
- ◆ 绝缘体 : PVC
- ◆ 参考标准: UL758/UL1581

APPLICATION

Suitable for connection of new energy vehicles, lighting fixtures, electronic equipment, temperature sensors, aerospace, military products, metallurgy and chemical, communication, automotive and ship, power installation, etc.

应 用

适用于新能源汽车、照明灯具、电子设备、温度传感器、航天航空、军工产品、冶金化工、通讯、汽车船舶、电力安装等连接。

CONSTRUCTION

构 造

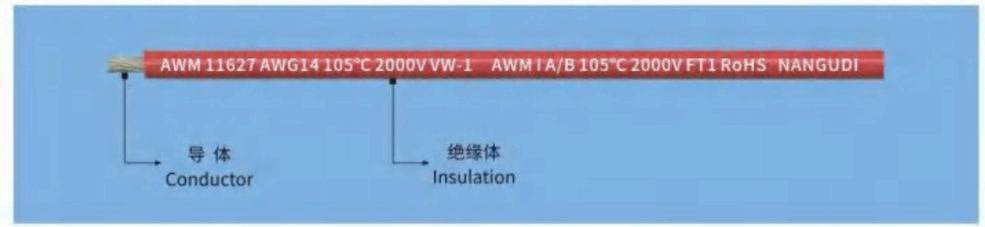

芯线 Cores	结构 Construction (No /mm)	导体线数 Cond.style (mm)	导体直径 Cond.dia (mm)	Nom. thickness (mm)	Min. thickness (mm)	绝缘直径 Insulation.O.D (mm)	最大 导体电阻 Max.Cond. Resis Ω/km & 20°C	耐电压强度 Dielectric strength	包装 Packing lentgh
AWG 24	TXR 11/0.16	0.16 (±0.008)	0.61	≥0.76	≥0.69	2.2±0.15	94.2	AC 5000V, 1min NO Break	610m/Roll
AWG 22	TXR 17/0.16	0.16 (±0.008)	0.76	≥0.76	≥0.69	2.4±0.2	59.4		610m/Roll
AWG 18	TXR 65/0.127	0.127 (±0.008)	1.16	≥0.76	≥0.69	2.85±0.2	23.2		610m/Roll
AWG 10	TXR 413/0.127	0.127 (±0.008)	3	≥0.76	≥0.69	4.65±0.2	3.546	AC 3000V, 1min NO Break	305m/Roll
AWG 8	TXR 665/0.127	0.127 (±0.008)	3.8	≥1.14	≥1.01	6.7±0.3	≤2.23	AC 3000V, 1min NO Break	150m/Roll
AWG 5	TXR 1323/0.127	0.127 (±0.008)	6.02	≥1.52	≥1.36	9.4±0.45	≤1.113	AC 3000V, 1min NO Break	100m/Roll
AWG 5	TXR 330/0.254	0.254 (±0.008)	5.5	≥1.52	≥1.37	8.8±0.45	1.113	AC 8000V, 1min NO Break	**m/Roll
AWG 2	TXR 2646/0.127	0.127 (±0.008)	8.64	≥1.52	≥1.36	11.6±0.5	0.5548	AC 5000V, 1min NO Break	800m/ wood reel
AWG 2	TXR 665/0.254	0.254 (±0.008)	7.8	≥1.52	≥1.36	11.5±0.5	0.1691	AC 3000V, 1min NO Break	800m/ wood reel

H07V-K/60227 IEC 02 (RV) 1.5-70mm²

New energy raw cable 新能源线材

PRODUCT DESCRIPTION

◆ Rating Voltage: 450/750V
◆ Rating Temperature:70°C
◆ Conductor: Bare Copper
◆ Insulation: PVC
◆ Un-aged
Strength(N/mm²): ≥12.5
Elongation(%): ≥12.5
◆Aging conditions: 80±2°C/7×24h
◆ After
Strength(N/mm²): ±20
Elongation(%): ±20
◆Flame test: Comply with IEC 60332-1 fire test
◆Withstanding Voltage(KV/min): 2.5
◆ Color: According to customer requirements

说明

◆额定电压：450/750V
◆额定温度：70°C
◆导体：裸铜
◆绝缘：PVC
◆老化前
抗张强度(N/mm²)：≥12.5
伸长率(%)：≥12.5
◆老化条件A：80±2°C/7×24h
◆老化后
抗张强度(N/mm²)：±20
伸长率(%)：±20
◆阻燃性能：符合IEC 60332-1不延燃实验
◆耐电压(KV/min)：2.5
◆颜色：按客户要求

APPLICATION

Widely used in distribution boards, distributioncabinets, telecommunications equipment, internal connection of electrical appliances, etc.

应 用

广泛用于配电板、配电柜、电信设备、电器内部布线等

CONSTRUCTION

构 造

导体截面积 Acreage (mm²)	导体结构 Construction (n/mm)	导体束绞外径 Diameter(mm) REF参考值	绝缘厚度 Nom. Thicknes (t/mm)	最小绝缘厚度 Min.Thickness (mm)	线缆外径 Diameter (mm)	导体电阻 Max.DC Resistance at20°C(Ω/KM)
1.5	48/0.20	1.57	0.70	0.53	2.95±0.20	13.3
2.5	49/0.25	2.02	0.80	0.62	3.70±0.20	7.98
4	56/0.30	2.59	0.80	0.62	4.30±0.30	4.95
6	84/0.30	3.18	0.80	0.62	5.00±0.30	3.3
10	78/0.40	4.08	1.00	0.80	6.30±0.30	1.91
16	126/0.40	5.18	1.00	0.80	7.50±0.30	1.21
25	196/0.40	6.46	1.20	0.98	9.10±0.30	0.78
35	276/0.40	8.60	1.20	0.98	11.20±0.40	0.554
50	396/0.40	10.20	1.40	1.16	13.20±0.40	0.386
70	361/0.50	12.20	1.40	1.16	15.30±0.50	0.272

备注：
1. **代表平方数；2. 1 5-16平方我司有CCC、VDE、CE认证，25-70平方我司只有CCC和CE认证，25平方以上的线材没有VDE印字。
Remarks:
1. * * mean "mm² ". 2. Our 15-16 mm²cable is CCC, VDE, and CE approved , 25-70 mm²cable is CCC and CE appved.
Cable larger than25 mm² is without VDE printing.

技术创新 以质量求保证 以科技求生存

EV系列

EV unshielded (Halogen free) high voltage cable EV非屏蔽(无卤)高压线

PRODUCT DESCRIPTION

◆Rating Voltage: AC1500V
◆Rating Temperature: -40°C to +125°C
◆Conductor: Bare Copper
◆Insulation: XLPE (Halogen Free)
◆Shot-term Aging: 150°C*240h , Comply With ISO6722
◆Dielectric Voltage: 6000V/15min
◆Volume resistivity: 10^5 Ω.mm, Comply With ISO6722
◆Flame Test: Comply With ISO6722
◆Fluid Compatibility: Comply With ISO6722
◆Resistance to Ozone: 65C/192h(1ppm), Comply With ISO6722
◆Min. Bend Radius : 3*OD@<15mm; 5*OD@215mm
◆Halogen Free: PH>4.3; Conductivity<10 μS/mm, Comply With GB/T17650
◆Environmental Requirements : RoHS and REACH Compliant
◆Color : Orange/According to customer requirements

说明

◆额定电压：AC1500V
◆额定温度：-40°C to +125°C
◆导体：裸铜Bare Copper
◆绝缘：XLPE (Halogen Free)
◆短期老化：150°C*240h , Comply With ISO6722
◆耐压：6000V/15min
◆体积电阻率：10^5 Ω.mm, Comply With ISO6722
◆燃烧测试：Comply With ISO6722
◆耐溶剂：Comply With ISO6722
◆耐臭氧：65C/192h(1ppm), Comply With ISO6722
◆最小弯曲半径：3*OD@<15mm; 5*OD@215mm
◆无卤：PH>4.3; Conductivity<10 μS/mm, Comply With GB/T17650
◆环保要求：RoHS and REACH Compliant
◆颜色：橙色或按客户要求

APPLICATION

Mainly used for wire harness of electric vehicle charging pile or charging port wiring harnesses.

应 用

主要用于电动汽车充电桩或充电口线束连接。

CONSTRUCTION

构 造



导 体 Conductor				绝缘体 Insulation	
规格 Size mm²	结构Construction 支数±1%/线径±0.008mm	外径OD mm	最大电阻Ω/km Resistance max.	标称厚度/最小厚度mm Nom. thicknes s/Min. thickness	外径OD mm
2.5	77/0.20	2.06 Ref.	7.60	0.70/0.53	3.50±0.20
4	126/0.20	2.70 Ref.	4.71	0.80/0.62	4.50±0.20
6	189/0.20	3.35 Ref.	3.14	0.80/0.62	5.00±0.25
10	322/0.20	4.50 Ref.	1.82	1.00/0.80	6.40±0.25
16	511/0.20	5.60 Ref.	1.16	1.10/0.89	8.00±0.30
25	798/0.20	7.20 Ref.	0.743	1.30/1.07	10.0±0.30
35	1121/0.20	8.50 Ref.	0.527	1.30/1.07	11.0±0.40
50	1615/0.20	10.1 Ref.	0.368	1.50/1.25	13.0±0.50
70	2261/0.20	12.1 Ref.	0.259	1.50/1.25	15.0±0.50
95	3071/0.20	14.5 Ref.	0.196	1.70/1.43	17.3±0.60
120	3885/0.20	15.9 Ref.	0.153	1.70/1.43	19.5±0.60

印字Marking: EVR-125 ***mm2 1500V -40°C~+125°C NANGUDI

Innovated technology assurance by quality survive by technology

UL 1007
Hook-up Wire PVC 电子线

PRODUCT DESCRIPTION

◆Tinned, annealed, stranded or solid copper conductor.
◆Color-coded PVC insulation.
◆Rated temperature: 80 °C. Rated voltage: 300 V.
◆Uniform thickness of wire to ensure easy stripping and cutting.
◆Resistant to acids, oils, alkalies, moisture and fungus.
◆Passes UL VW-1 & CSA FT1 vertical flame test.

说 明

◆导体使用单条或绞线 裸铜或镀锡铜
◆PVC 绝缘
◆额定温度：80 °C　额定电压：300 V
◆使用标准厚度，易剥，截断容易
◆具抗酸碱，耐油性，防湿，防霉等特性
◆可通过 UL VW－1 及 CSA FT1，垂直型耐燃测试

APPLICATION

For general purpose internal wiring of electronic and electrical equipment.

应 用

一般电子、电器设备

CONSTRUCTION

构 造

UL Style & CSA Type	Conductor 导 体 线号 AWG	线数／线径 No./mm	Insulation Thickness 绝缘厚度 mm	Overall Diameter 完成外径 mm	Stand Put-Up 标准长度 英制 Ft/coil	公制 M/coil	Conductor Resistance at 20°C 导体电阻 Ω/km
UL 1007 CSA T1(TR-64) (Stranded) 绞 线	30	7/0.102	0.41	1.10±0.10	2000	610	354.00
	28	7/0.127		1.20±0.10			223.00
	26	7/0.160		1.30±0.10			140.00
	24	11/0.160		1.40±0.10			88.70
	22	17/0.160		1.60±0.10			54.70
	20	21/0.178		1.80±0.10			37.10
	18	34/0.178		2.10±0.10			23.70
	16	26/0.250		2.40±0.10			14.20
UL 1007 CSA T1(TR-64) (Top-coated) 先绞后镀	26	7/0.160	0.41	1.30±0.10	2000	610	140.00
	24	7/0.203		1.40±0.10			88.70
	22	7/0.254		1.60±0.10			54.70
	20	7/0.310		1.80±0.10			37.10
	18	7/0.404		2.10±0.10			23.70
	16	7/0.488		2.30±0.10			14.20
UL 1007 CSA T1(TR-64) (Solid) 单 条	26	1/0.404	0.41	1.25±0.10	2000	610	145.00
	24	1/0.511		1.35±0.10			89.10
	22	1/0.643		1.50±0.10			56.30
	20	1/0.813		1.65±0.10			35.00
	18	1/1.024		1.85±0.10			22.20
	16	1/1.290		2.15±0.10			13.90

技术创新 以质量求保证 以科技求生存

Innovated technology survive by technology quality assurance by

UL 1015
Hook-up Wire PVC 电子线

PRODUCT DESCRIPTION

◆Solid or stranded, tinned or bare copper conductor.
◆Color-coded PVC insulation.
◆Rated temperature:105 °C. Rated voltage:600 V.
◆Uniform thickness of wire to ensure easy stripping and cutting.
◆Resistant to acids, oils, alkalies, moisture and fungus.
◆Passes UL VW-1 & CSA FT1 vertical flame test.
◆Top coated conductor is avaiable.

说 明

◆导体使用单条或绞线 裸铜或镀锡铜
◆PVC 绝缘
◆额定温度：105 °C　额定电压：600 V
◆使用标准厚度，易剥，截断容易
◆具抗酸碱，耐油性，防湿，防霉等特性
◆可通过 UL VW－1 及 CSA FT1，垂直型火焰测试
◆可使用先绞后镀（T.C）为导体

APPLICATION

For internal wiring of appliances.

应 用

用于一般电器产品

CONSTRUCTION

构 造

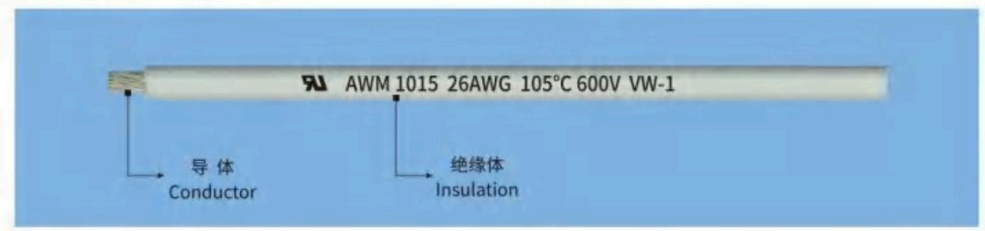

UL Style & CSA Type	AWG 线号	Conductor Composition 导体结构 No./mm	Insulation Thickness 绝缘厚度 mm	Nominal O.D 外径OD mm	Max.Cond. Resistance 最大导体电阻 Ω/km
UL 1015 CSA TEW (Stranded) 绞 线	28	7/0.127	0.79	2.00±0.1	223.00
	26	7/0.160	0.79	2.10±0.1	139.00
	24	11/0.160	0.79	2.20±0.1	88.70
	22	17/0.160	0.79	2.40±0.1	57.40
	20	21/0.178	0.79	2.50±0.1	37.10
	18	34/0.178	0.79	2.80±0.1	23.70
	16	26/0.250	0.79	3.10±0.1	14.20
	14	41/0.250	0.79	3.50±0.1	9.63
	12	65/0.250	0.79	4.00±0.1	6.06
	10	105/0.250	0.79	4.60±0.1	3.80
UL 1015 CSA TEW (Solid) 单 条	28	1/0.320	0.79	1.90±0.1	232.00
	26	1/0.404	0.79	2.00±0.1	145.00
	24	1/0.511	0.79	2.10±0.1	89.10
	22	1/0.634	0.79	2.20±0.1	56.30
	20	1/1.813	0.79	2.40±0.1	35.00
	18	1/1.024	0.79	2.60±0.1	22.20
	16	1/1.290	0.79	2.90±0.1	13.90
	14	1/1.628	0.79	3.20±0.1	8.78
	12	1/2.052	0.79	3.60±0.1	5.54
	10	1/2.588	0.79	4.20±0.1	3.47

UL 1061

SR-PVC Hook-up Wire 半硬质PVC 电子线

PRODUCT DESCRIPTION

◆Solid or stranded, tinned or bare copper conductor.
◆Color-coded semi-rigid PVC insulation.
◆Rated temperature: 80 °C. Rated voltage: 300 V.
◆Uniform thickness of wire to ensure easy stripping and cutting.
◆Passes UL VW-1 & CSA FT1 vertical flame test.

说 明

◆导体使用单条或绞线 裸铜或镀锡铜
◆半硬质 PVC 绝缘
◆额定温度：80 °C. 额定电压：300 V
◆使用标准厚度，易剥，截断容易
◆可通过 UL VW－1 及 CSA FT1，垂直型耐燃测试

APPLICATION

Internal wiring of computers, office equipment and other electronic and electrical equipment.

应 用

用于电脑、电子、电器设备

CONSTRUCTION

构 造

UL Style & CSA Type	AWG 线号	Conductor Composition 导体结构 No./mm	Insulation Thickness 绝缘厚度 mm	Nominal O.D 外径OD mm	Max.Cond. Resistance 最大导体电阻 Ω/km
UL 1061 CSA T2 (Stranded) 绞 线	30	7/0.102	0.25	0.80±0.05	354.00
	28	7/0.127	0.25	0.88±0.05	223.00
	26	7/0.160	0.25	1.00±0.05	140.00
	24	7/0.200	0.25	1.10±0.05	88.70
	22	7/0.250	0.25	1.25±0.05	57.40
	20	21/0.178	0.25	1.45±0.05	37.10
	18	34/0.178	0.25	1.70±0.05	23.70
	16	26/0.254	0.25	2.00±0.05	14.20
UL 1061 CSA T2 (Solid) 单 条	30	1/0.254	0.25	0.75±0.05	373.00
	28	1/0.320	0.25	0.80±0.05	232.00
	26	1/0.404	0.25	0.90±0.05	145.00
	24	1/0.511	0.25	1.00±0.05	89.10
	22	1/0.643	0.25	1.15±0.05	56.30
	20	1/0.813	0.25	1.30±0.05	35.00
	18	1/1.024	0.25	1.50±0.05	22.20
	16	1/1.290	0.25	1.80±0.05	13.90

技术创新 以质量求保证 以科技求生存

UL 1569

Hook-up wire PVC电子线

PRODUCT DESCRIPTION

◆Tinned, annealed, stranded or solid copper conductor.
◆PVC insulation.
◆Rated temperature:105°C，Rated voltage:300volts.
◆Uniform thickness o wire to ensure essy stripping and cutting.
◆Passes UL VW-1 & CSA Ft1 vertical flame test.
◆Executive Standard:UL758、UL1581、CSA22.2

说 明

◆导体使用单股或绞线裸铜或镀锡铜
◆PVC绝缘
◆额定温度：105，额定电压：300V
◆使用标准厚度。易剥，截断容易
◆可通过UL VW-1及CSA FT1，垂直燃烧测试
◆执行标准：UL758、UL1581、CSA22.2

APPLICATION

For general purpose internal wiring of electronic and electrical equipment

应 用

用于电子、电器设备内部配线

CONSTRUCTION

构 造

UL Style & CSA Type	Conductor 导 体 线号 AWG	线数／线径 No./mm	Insulation Thickness 绝缘厚度 mm	Overall Diameter 完成外径 mm	Stand Put-Up 标准长度 英制 Ft/coil	公制 M/coil	Conductor Resistance at 20°C 导体电阻 Ω/km
Ul1569 (Stranded) 绞线	30	7/0.102	0.41	1.10	2000	601	381.00
	28	7/0.127	0.41	1.20	2000	601	239.00
	26	7/0.160	0.41	1.30	2000	601	150.00
	24	11/0.160	0.41	1.40	2000	601	94.20
	22	17/0.160	0.41	1.60	2000	601	59.40
	20	21/0.178	0.41	1.80	2000	601	36.70
	18	34//0.178	0.41	2.10	2000	601	23.20
	16	26/0.250	0.41	2.40	2000	601	14.60
UL1569 (Top-coated) 先绞后镀	26	7/0.160	0.41	1.30	2000	601	150.00
	24	7/0.200	0.41	1.40	2000	601	94.20
	22	7/0.250	0.41	1.60	2000	601	59.40
UL1059 (Solid) 单股 A	28	1/0.320	0.41	1.15	2000	601	239.00
	26	1/0.404	0.41	1.25	2000	601	150.00
	24	1/0.511	0.41	1.35	2000	601	94.20
	22	1/0.634	0.41	1.50	2000	601	59.40
	20	1/0.813	0.41	1.65	2000	601	36.70
	18	1/1.024	0.41	1.85	2000	601	23.20

Innovated technology assurance by quality survive by technology

UL 1430

Irradiated XL-PVC wire 辐照PVC电子线

PRODUCT DESCRIPTION

◆Tinned, annealed, stranded or solid copper conductor
◆XL-PVC insulation
◆Rated temperature:105°C, Rated voltage:300volts
◆Passes UL VW-1 & CSA Ft1 vertical flame test
◆Resistant to heat, cold, abrasion, tinned flexiblity, cut-through, oil, etc
◆Executive Standard:UL758、UL1581、CSA22.2

说 明

◆导体使用单股或绞线裸铜或镀锡铜
◆环保照射PVC绝缘
◆额定温度：105°C，额定电压：300V
◆可通过UL VW-1及CSA FT1，垂直燃烧测试
◆具耐热性，耐寒性，耐摩擦，耐焊锡收缩性，耐切穿性，耐油性等
◆执行标准：UL758、UL1581、CSA22.2

APPLICATION

High temperature resistance,low temperature resistance anti-acid and alkali,fire and aging resistance,the inoxid-izability,resistance of humidity,the fine electric insulation and flexible performance UL758 & UL1581 RoHS compliance.

应 用

勇于电饭锅、吹风机高温部，双压器输入线，空调，照明灯具，电烤箱等

CONSTRUCTION

构 造

UL Style & CSA Type	导体线号	导体直径	Insulation Thickness 绝缘厚度	Overall Dimeter 完成外径	Stand Put-up 标准长度		Condutor Resistance 20°C 导体电阻 ohm/km
					英制	公制	
	AWG	mm	mm	mm	Ft/Coil	M/Coil	Ω/km
UL 1430 (Srranded) 绞线	30	7/0.100	0.41	1.10	2000	610	381.00
	28	7/0.127		1.20			239.00
	26	7/0.160		1.30			150.00
	24	11/0.160		1.40			94.20
	22	17/0.160		1.60			59.40
	20	21/0.178		1.80			36.70
	18	34/0.178		2.10			23.20
	16	26/0.250		2.40			14.60
UL 1430 (Top-coated) 先绞后镀	30	7/0.100		1.10			397.00
	28	7/0.127		1.20			248.00
	26	7/0.160		1.30			150.00
	24	7/0.200		1.45			94.20
	22	7/0.250		1.60			59.40
UL 1430 (Solid) 单股	26	1/0.404		1.25			143.00
	24	1/0.511		1.40			89.30
	22	1/0.634		1.55			56.40
	20	1/0.813		1.70			35.20
	18	1/1.024		1.90			22.20

技术创新 以质量求保证 以科技求生存

UL 1533

SR-PVC Shielded Wire 半硬质PVC 隔离线

PRODUCT DESCRIPTION

◆Solid or stranded,tinned or copper conductor.
◆Semi-rigid PVC insulation.
◆Tinned copper wire spiral shield.
◆Color-coded PVC jacketed single core.
◆Rated temperature: 80 °C.
◆Voltage not specified.
◆Passes UL VW-1SC & CSA FT2 vertical flame test.
◆Use of spiral shield allows for fast and simple termination.

说 明

◆导体使用单条或多条镀锡软铜线
◆半硬质PVC绝缘
◆镀锡铜线缠绕
◆单芯PVC被覆
◆额定温度：80 °C
◆无规定电压值
◆可通过 UL VW－1SC 及 CSA FT2，垂直型耐燃测试
◆缠绕隔离，加工简捷

APPLICATION

For use inecording studios,sound systems and electronic circuits.

应 用

用于录音、录影、工作室、声音系统、电子电路

CONSTRUCTION

构 造

UL Style	Conductor 导 体		Insulation Thickness 绝缘厚度	Spiral Shied 缠绕隔离	Jacket Thickness 被覆厚度	Overall Diameter 完成外径
	线 号	线数／线径				
	AWG	No./mm	mm	No./mm	mm	mm
UL 1533 CSA AWM CLASS I GROUP A/B (1-CORE) 单 芯	30	7/0.102	0.25	26/0.102	0.35	1.7±0.10
	28	7/0.127	0.25	29/0.102	0.35	1.8±0.10
	26	7/0.160	0.25	32/0.102	0.35	2.0±0.10
	24	7/0.200	0.25	35/0.102	0.40	2.2±0.10
	22	7/0.250	0.25	41/0.102	0.40	2.4±0.10
	20	7/0.178	0.25	36/0.127	0.40	2.6±0.10

Innovated technology assurance by quality survive by technology

UL 2547

SR-PVC Shielded Wire 半硬质PVC 隔离线

PRODUCT DESCRIPTION

◆Solid or stranded,tinned or copper conductor.
◆Color-coded Semi-rigid PVC insulation,Cores cabled.
◆Tinned copper wire overall spiral shield.
◆Color-coded PVC jacket.
◆Rated temperature: 80 °C.
◆Voltage not specified.
◆Passes UL VW-1SC & CSA FT2 vertical flame test.

说 明

◆导体使用单条或多条镀锡软铜线
◆半硬质PVC绝缘
◆镀锡铜线缠绕
◆PVC被覆
◆额定温度：80 °C
◆无规定电压值
◆可通过 UL VW—1SC 及 CSA FT2，垂直型耐燃测试

APPLICATION

Internal wiring of electronic equipment.

应 用

电子设备

CONSTRUCTION

构 造

UL Style	Conductor 导 体		Insulation Thickness 绝缘厚度	Spiral Shied 缠绕隔离	Jacket Thickness 被覆厚度	Overall Diameter 完成外径
	线 号	线数／线径				
	AWG	No./mm	mm	No./mm	mm	mm
UL 2547 CSA AWM CLASS I/ II GROUP A/B (2-CORE) 2 芯	30	7/0.102	0.25	45/0.100	0.40	2.7±0.10
	28	7/0.127	0.25	48/0.100	0.40	2.8±0.10
	26	7/0.160	0.25	50/0.100	0.40	3.0±0.15
	24	7/0.200	0.25	50/0.120	0.40	3.2±0.15
UL 2547 CSA AWM CLASS I/ II GROUP A/B (3-CORE) 3 芯	30	7/0.102	0.25	48/0.100	0.40	2.8±0.10
	28	7/0.127	0.25	54/0.100	0.40	3.0±0.15
	26	7/0.160	0.25	58/0.100	0.40	3.2±0.15
	24	7/0.200	0.25	60/0.120	0.40	3.35±0.15

技术创新 以质量求保证 以科技求生存

Innovated technology assurance by quality survive by technology

UL 2725

Computer Mouse Cable 电脑鼠标线

PRODUCT DESCRIPTION

◆Stranded tinned or copper conductor.
◆Color-coded semi-rigid PVC or PVC insulation.
◆Filler and paper separator applied.
◆PVC Jacket.
◆Rating: 2725: 60 °C 30V.
◆Passes VW-1 vertical flame test.

说 明

◆导体使用镀锡镀铜或裸铜线
◆半硬质PVC绝缘或PVC绝缘
◆纸带隔离
◆PVC被覆
◆类别：2725：60°C 30V
◆可通过 VW—1 垂直耐燃测试

APPLICATION

Control cable for computer mouse and light pen.

应 用

电脑鼠标控制电线

CONSTRUCTION

构 造

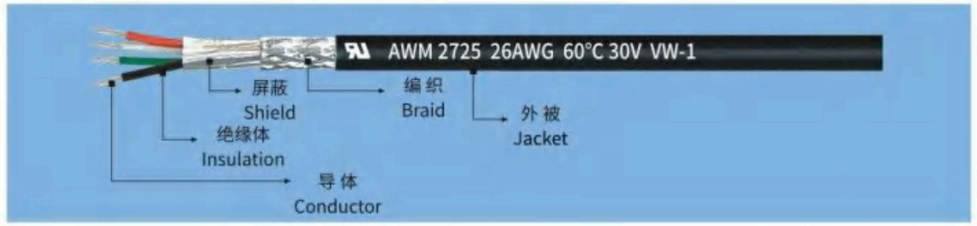

UL Style	Conductor Stranding 导 体	No. of core 芯线数	Insulation Thickness 绝缘厚度	Jacket Thickness 被覆厚度	Overall Diameter 完成外径	Nominal Capa 静电容量	
						A	B
	No./mm		mm	mm	mm	PF/ft	PF/ft
UL 2725 NEC CL 2	30AWG (7/0.10)	3	0.18	0.51	3.4±0.10	28	51
		4		0.51	3.4±0.10	28	51
		6		0.51	3.6±0.10	28	47
		8		0.51	3.8±0.10	28	47
		9		0.51	4.0±0.10	28	47
UL 2725 NEC CL 2	28AWG (10/0.10) or (19/0.08)	3	0.18	0.51	3.4±0.10	28	51
		4		0.51	3.4±0.10	28	51
		6		0.51	3.6±0.10	28	47
		8		0.51	3.8±0.10	28	47
		9		0.51	4.0±0.10	28	47

A:Capacitance between conductors.
B:Capacitance between one conductor and other conductors connected to shield.

UL 2651
Flat Ribbon Wire 并排线

PRODUCT DESCRIPTION

◆Tinned.

◆Rated temperature:105 °C.

◆Rated voltage: 300 V.

◆Passes UL VW-1 & CSA FT1 vertical flame test.

说 明

◆导体使用镀绞镀铜线

◆额定温度：105 °C

◆额定电压：300 V

◆可通过 UL VW－1 及 CSA FT1，垂直耐燃测试

APPLICATION

For use in internal wiring of appliances, Computers.

应 用

用于电器、电脑设备

CONSTRUCTION

构 造

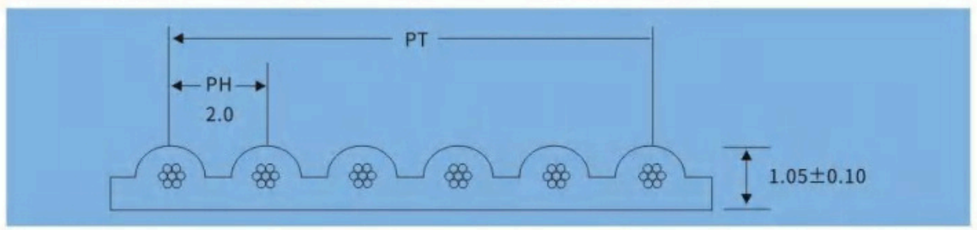

UL Style & CSA Type	Conductor 导 体		Pitch 间距	No.of core 芯线数	Insulation Thickness 绝缘厚度	Overall Diameter 完成外径
	线号	线数／线径				
	AWG	No./mm	mm	P	mm	mm
UL 2651 CSA AWM CLASS I GROUP A	26	7/0.160	2.00	2P~40P	0.23	1.05
UL 2651 CSA AWM CLASS I GROUP A	26	7/0.160	2.54	2P~50P	0.23	1.05

技术创新 以质量求保证 以科技求生存

UL 2468
Flat Ribbon Wire 并排线

PRODUCT DESCRIPTION

◆Tinned or bare, stranded copper conductor.

◆Rated temperature: 80 °C or 105 °C.

◆Rated voltage: 300 V.

◆Passes UL VW-1 CSA FT1,FT2 Vertical flame test.

说 明

◆导体使用镀锡铜或裸铜之绞线软铜

◆额定温度：80 °C或105 °C

◆额定电压：300 V

◆可通过 UL VW－1和 CSA FT1,FT2 垂直型耐燃测试

APPLICATION

For use in internal wiring of appliances, computers.

应 用

用于电器、电脑设备

CONSTRUCTION

构 造

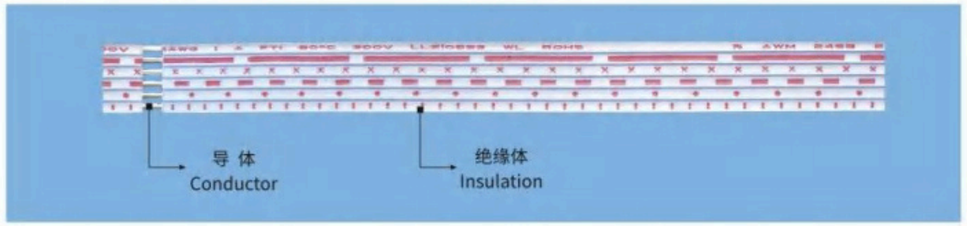

UL Style & CSA Type	Conductor 导 体		Pitch 间距	Core 芯线数	Insulation Thickness 绝缘厚度	Overall Diameter 完成外径
	线号	线数／线径				
	AWG	No./mm	mm	No.	mm	mm
UL 2468 CSA AWM CLASS I GROUP A	24	7/0.203 或 11/0.160	1.6 或 1.5	2	0.45	1.5×3.1/3.0
				3		1.5×4.7/4.5
				4		1.5×6.3/6.0
				5		1.5×7.9/7.5
				6		1.5×9.5/9.0
				7		1.5×11.1/10.5
				8		1.5×12.7/12.0
				9		1.5×14.3/13.5
				10		1.5×15.9/15.0
				11		1.5×17.5/16.5
				12		1.5×19.1/18.0
UL 2468 CSA AWM CLASS I GROUP A	24	7/0.203	2.0	2	0.45	1.5×3.5
				3		1.5×5.5
				4		1.5×7.5
				5		1.5×9.5
				6		1.5×11.5
				7		1.5×13.5
				8		1.5×15.5
				9		1.5×17.5
				10		1.5×19.5
				11		1.5×21.5
				12		1.5×23.5
				13		1.5×25.5
				14		1.5×27.5
				15		1.5×29.5
				16		1.5×31.5
				17		1.5×33.5

Innovated technology assurance by quality survive by technology

UL 2468

Flat Ribbon Wire 并排线

UL Style & CSA Type	Conductor 导 体 线号 AWG	线数／线径 No./mm	Pitch 间距 mm	Core 芯线数 No.	Insulation Thickness 绝缘厚度 mm	Overall Diameter 完成外径 mm
UL 2468 CSA AWM CLASS I GROUP A	24	7/0.203	2.5	2	0.45	1.5×4.0
				3		1.5×6.5
				4		1.5×9.0
				5		1.5×11.5
				6		1.5×14.0
				7		1.5×16.5
				8		1.5×19.0
				9		1.5×21.5
				10		1.5×24.0
				11		1.5×26.5
				12		1.5×29.0
				13		1.5×31.5
				14		1.5×34.0
				15		1.5×36.5
				16		1.5×39.0
UL 2468 CSA AWM CLASS I GROUP A	26	7/0.160	1.5 或 1.4	2	0.45	1.4×2.9/2.8
				3		1.4×4.4/4.2
				4		1.4×5.9/5.0
				5		1.4×7.4/7.0
				6		1.4×8.9/8.4
				7		1.4×10.4/9.8
				8		1.4×11.9/11.2
				9		1.4×13.4/12.6
				10		1.4×14.9/14.0
				11		1.4×16.4/15.4
				12		1.4×17.9/16.8
				13		1.4×19.4/18.2
				14		1.4×20.9/19.6
				15		1.4×22.4/21.0
				16		
				17		
UL 2468 CSA AWM CLASS I GROUP A	26	7/0.160	2.0	2	0.45	1.4×3.4
				3		1.4×5.4
				4		1.4×7.4
				5		1.4×9.4
				6		1.4×11.4
				7		1.4×13.4
				8		1.4×15.4
				9		1.4×17.4
				10		1.4×19.4
				11		1.4×21.4
				12		1.4×23.4
				13		1.4×25.4
				14		1.4×27.4
				15		1.4×29.4
				16		1.4×31.4
				17		1.4×33.4
UL 2468 CSA AWM CLASS I GROUP A	26	7/0.160	2.5	2	0.45	1.4×3.9
				3		1.4×6.4
				4		1.4×8.9
				5		1.4×11.4
				6		1.4×13.9
				7		1.4×16.4
				8		1.4×18.9
				9		1.4×21.4
				10		1.4×23.9
				11		1.4×26.4
				12		1.4×28.9
				13		1.4×31.4
				14		1.4×33.9
				15		1.4×36.4
				16		1.4×38.9
				17		1.4×41.4

技术创新 以质量求保证 以科技求生存

Innovated technology assurance by quality survive by technology

UL 20080

Low voltage computer cable 低电压电脑线

PRODUCT DESCRIPTION

◆Tinned, annealed, stranded copper conductor.
◆PVC insulation.
◆Rated temperature:60°C、80°C、90°C、 or 105°C.
◆Rated voltage:30Volts.
◆Uniform thickness of wire to ensure easy stripping and cutting.
◆Executive Standard:UL758、UL1581、CSA22.2.

说 明

◆导体使用绞线裸铜或镀锡铜
◆PVC绝缘
◆额定温度：60°C、80°C、90°C或105°C
◆额定电压:30V
◆使用标准厚度，易剥，截断容易
◆可通过UL VW-1及CSA FT1，垂直燃烧测试
◆执行标准：UL758、UL1581、CSA22.2

APPLICATION

For use in internal wiring of appliances.

应 用

用于电器、电脑设备

CONSTRUCTION

构 造

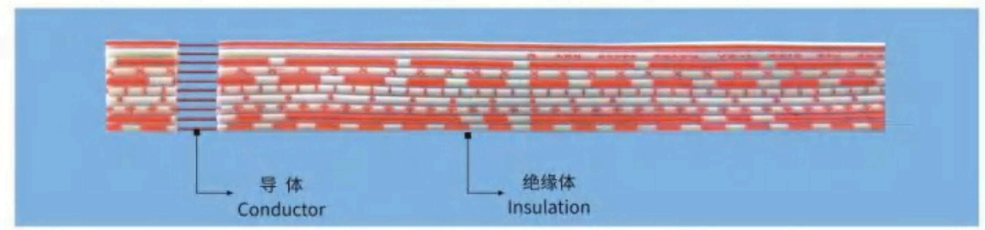

UL Style & CSA Type	Pitch 间距 mm	Conductor 导 体 芯数 No	线号 AWG	构造 No./mm	Insulation 绝缘体 厚度 mm	完成外径 mm	Standard Put-Up 标准长度 英制 Ft/Coil	公制 M/Coil	Condutor Resistance 20°C 导体电阻 Ω/km
Ul20080 (Stranded) 绞线		2	28	7/0.127	0.41	1.3×2.6	1000	305	239
		3				1.3×3.9			
		4				1.3×5.2			
		5				1.3×6.5			
		6				1.3×7.8			
		7				1.3×9.1			
		8				1.3×10.4			
		9				1.3×11.7			
		10				1.3×13.0			
		11				1.3×14.3			
		12				1.3×15.6			

UL 2464
Computer Cable 单双层遮蔽电脑线

■ FOIL SHIELDED TYPE 单层遮蔽电脑线

PRODUCT DESCRIPTION

◆Tinned stranded, copper conductor.
◆Color-coded semi-rigid PVC insulation or PVC insulation.
◆Cores cabled under aluminum mylar shield.
◆Tinned stranded copper drain wire.
◆PVC jacketed unpaired computer and data transmission cable.
◆Rated temperature:80°C.Rated voltage: 300 V.
◆Passes UL VW-1SC & CSA FT1 vertical flame test.

APPLICATION

Sound broadcast, audio,instrumentation and computer cables for EIA RS-232 applications.

应 用

广播、视听器具、仪器、电脑、EIA RS232国际电工规范

说 明

◆For use as intgernal wiring of electric fans.
◆导体使用镀锡软铜绞线
◆半硬质PVC绝缘或PVC绝缘
◆芯线集合后铝箔麦拉带隔离
◆镀锡软铜地线
◆非对型电脑，资料传输电缆,PVC被覆
◆额定温度：80°C 电压：300 V
◆可通过UL VW－1SC及CSA FT1垂直耐燃测试

CONSTRUCTION 构 造

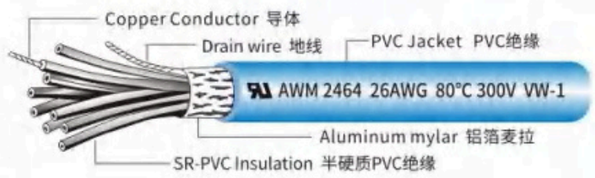

■ BRAID SHIELDED TYPE 双层遮蔽电脑线

PRODUCT DESCRIPTION

◆Tinned stranded, copper conductor.
◆Color-coded semi-rigid PVC insulation or PVC insulation.
◆Cores cabled under aluminum mylar shield.
◆Tinned stranded copper drain wire.
◆Tinned copper braid shield,85%coverage.
◆PVC jacketed computer and data transmissing cable.
◆Rated temperature:80°C.Rated voltage:300 V.
◆Passes UL VW-1SC & CSA FT1 vertical flame test.

APPLICATION

Computer cables for EIA RS-232 and CAD/CAM applications.

应 用

国际电工法EIA RS 232及CAD／CAM规定使用之电脑线

说 明

◆镀锡软铜绞线
◆半硬质PVC绝缘
◆芯线集合后铝箔麦拉带隔离
◆镀锡软铜地线
◆镀锡铜线编织，遮蔽率85%
◆电脑资料传输电缆，PVC被覆
◆额定温度：80°C电压：300 V
◆可通过UL VW－1SC 及CSA FT1垂直耐燃测试

CONSTRUCTION 构 造

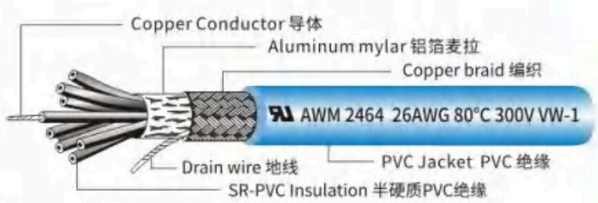

技术创新 以质量求保证 以科技求生存

UL 2464
Computer Cable 单双层遮蔽电脑线

UL Style & CSA Type	Conductor 导体 线号 AWG	线数/线径 No./mm	NO of Core 芯线数	Insulation Thickness 绝缘厚度 mm	Jacket Thickness 被覆厚度 mm	Overall Diameter 完成外径 mm	Nominal Capa 静电容量 A	B
UL 2464 CSA AWM CLASS I/ II GROUP A	28	7/0.127	3	0.25	0.80	3.7±0.15	28	51
			4	0.25	0.80	3.9±0.15	28	51
			5	0.25	0.80	4.2±0.15	28	51
			6	0.25	0.80	4.5±0.15	26	47
			7	0.25	0.80	4.5±0.10	26	47
			8	0.25	0.80	4.8±0.15	26	47
			9	0.25	0.80	5.1±0.15	26	47
			10	0.25	0.80	5.2±0.20	26	47
			15	0.25	0.85	5.8±0.20	26	47
			25	0.25	1.00	7.6±0.20	26	47
			37	0.25	1.00	8.3±0.20	26	47
			50	0.25	1.00	9.5±0.20	26	47
UL 2464 CSA AWM CLASS I/ II GROUP A	26	7/0.160	3	0.25	0.80	3.9±0.25	32	52
			4	0.25	0.80	4.2±0.15	32	52
			5	0.25	0.80	4.5±0.15	32	52
			6	0.25	0.80	4.8±0.15	28	51
			7	0.25	0.80	4.8±0.15	28	51
			8	0.25	0.80	5.1±0.20	28	51
			9	0.25	0.80	5.4±0.20	28	51
			10	0.25	0.80	5.7±0.20	28	51
			15	0.25	0.85	6.4±0.20	28	51
			25	0.25	1.00	8.0±0.20	28	51
			37	0.25	1.00	9.2±0.25	28	51
			50	0.25	1.00	10.4±0.25	28	51
UL 2464 CSA AWM CLASS I/ II GROUP A	24	7/0.203 或 11/0.160	3	0.25	0.80	4.2±0.15	33	65
			4	0.25	0.80	4.5±0.15	33	65
			5	0.25	0.80	4.9±0.15	33	65
			6	0.25	0.80	5.2±0.15	33	65
			7	0.25	0.80	5.2±0.15	33	65
			8	0.25	0.80	5.5±0.20	33	65
			9	0.25	0.85	5.8±0.20	30	55
			10	0.25	0.85	6.2±0.20	30	55
			15	0.25	0.85	6.9±0.20	30	55
			25	0.25	1.00	8.6±0.20	30	55
			37	0.25	1.00	9.8±0.20	30	55
			50	0.25	1.00	11.4±0.30	30	55
UL 2464 CSA AWM CLASS I/ II GROUP A	22	7/0.254	3	0.25	0.80	4.7±0.15	37	67
			4	0.25	0.80	5.1±0.15	37	67
			5	0.25	0.80	5.5±0.15	37	67
			6	0.25	0.80	5.8±0.15	35	63
			7	0.25	0.80	5.8±0.15	35	63
			8	0.25	0.85	6.3±0.15	35	63
			9	0.25	0.85	6.7±0.20	35	63
			10	0.25	0.85	6.8±0.20	35	63
			15	0.25	0.85	7.8±0.20	35	63
			25	0.25	1.00	10.0±0.25	35	63
			37	0.25	1.00	11.3±0.30	35	63
			50	0.25	1.00	12.9±0.30	35	63
UL 2464 CSA AWM CLASS I/ II GROUP A	18	34/0.180	2	0.40	0.80	5.8±0.15	70	120
			3	0.40	0.80	6.0±0.20	70	120
			4	0.40	0.80	6.7±0.20	70	120
			5	0.40	0.80	7.3±0.20	70	120

A: Capacitance between conductors.
B: Capacitance between 1 conductor and other conductors connected to shield.
Note: Capacitanceis measured at 1KHz

Innovated technology assurance by quality survive by technology

UL 1332

Fluoroplastic Wire 氟塑料电线

TECHNICAL DATA

◆Rated voltage: 300 V

◆Rated Temperature: 200°C

◆Testing Voltage: 3000V

◆Conductor: Tinned Copper

◆Colour: Brown-Red-Yellow-Black-White-Blue -Green-Transparence-Yellow & Green - (meet the client`s comment)

技术资料

◆额定电压：300 V

◆额定温度：200°C

◆试验电压：3000V

◆导 体：镀锡铜线

◆颜色：棕-红-黄-黑-白-蓝-绿-透明-黄绿-（或按客户要求）

技术创新 以质量求保证 以科技求生存

CONSTRUCTION

构 造

AWG 线号	Conductor 导体 截面积 (mm²)	Structure(No./φmm) 导体结构（支数/线径）	Max.Resistance20°C Ω/KM 导体最大电阻	Insulation Thickness 绝缘层 Average Insulation Thickness(mm) 平均绝缘厚度	Minimum Insulation Thickness(mm) 最小绝缘厚度	Overall Diameter 电线完成外径 Min.(mm)	(m/roll) 米/卷
30	0.05	1×0.254	361.000	≥0.33	≥0.305	0.90	305
		7×0.100	381.000			0.94	
28	0.08	1×0.320	227.000			0.96	
		7×0.102	239.000			1.00	
26	0.12	1×0.400	143.000			1.04	
		7×0.160	150.000			1.13	
24	0.20	1×0.510	89.300			1.15	
		7×0.200	94.200			1.24	
		19×0.120					
22	0.30	1×0.650	56.400			1.29	
		7×0.250	59.400			1.39	
		19×0.150					
20	0.50	1×0.810	35.200			1.45	
		7×0.310	36.700			1.57	
		19×0.185					
18	0.81	19×0.235	23.200			1.79	
17	1.00	19×0.265	18.300			1.99	
16	1.20	19×0.300	14.600			2.16	
15	1.50	19×0.330	11.300			2.31	
14	2.00	19×0.375	8.960			2.54	100
13	2.50	19×0.420	7.100			2.76	
12	3.00	19×0.475	5.640			3.04	
11	4.00	19×0.530	4.480			3.31	
10	5.00	37×0.425	3.546			3.64	

UL 10362

Fluoroplastic Wire 氟塑料电线

Innovated technology assurance by quality survive by technology

PRODUCT DESCRIPTION

◆Rated voltage: 600 V

◆Rated Temperature: 250 °C

◆Testing Voltage: 6000V

◆Conductor: Tinned Copper

◆Colours: Brown-Red-Yellow-Black-White-Blue -Green-Transparence-Yellow & Green -(meet the client`s comment)

说明

◆额定电压：600 V

◆额定温度：250°C

◆试验电压：6000V

◆导 体：镀锡铜线

◆颜色：棕-红-黄-黑-白-蓝-绿-透明-黄绿-（或按客户要求）

CONSTRUCTION

构 造

AWG 线号	Conductor 导体 截面积 (mm²)	Structure(No./φmm) 导体结构（支数/线径）	Max.Resistance20°C Ω/KM 导体最大电阻	Insulation Thickness 绝缘层 Average Insulation Thickness(mm) 平均绝缘厚度	Minimum Insulation Thickness(mm) 最小绝缘厚度	Overall Diameter 电线完成外径 Min.(mm)	(m/roll) 米/卷
30	0.05	1×0.254	361.000	≥0.254	≥0.203	0.69	305
		7×0.100	381.000			0.74	
28	0.08	1×0.320	227.000			0.76	
		7×0.120	239.000			0.80	
26	0.12	1×0.400	143.000			0.84	
		7×0.160	150.000			0.92	
24	0.20	1×0.510	89.300			0.95	
		7×0.200	94.200			1.04	
		19×0.120					
22	0.30	1×0.650	56.400			1.09	
		7×0.250	59.400			1.19	
		19×0.150					
20	0.50	1×0.810	35.200			1.25	
		7×0.310	36.700			1.37	
		19×0.185					
18	0.81	19×0.235	23.200			1.64	
17	1.00	19×0.265	18.300			1.79	
16	1.20	19×0.300	14.600			1.96	
15	1.50	19×0.330	11.300			2.16	
14	2.00	19×0.375	8.960			2.39	100
13	2.50	19×0.420	7.100			2.56	
12	3.00	19×0.475	5.640			2.83	
11	4.00	19×0.530	4.480			3.11	
10	5.00	37×0.425	3.546			3.44	

UL 3122

Silicone Braided Wire 硅胶编织线

PRODUCT DESCRIPTION

◆Nominal Voltage: 300V
◆Temperature Range: -60°C ~ +200°C
◆Conductor: 26 ~ 16AWG Tinned copper
◆Insulation: Silicone
◆Braied: Fibel glass
◆O.D.Allowance: ±0.10mm
◆Aviable: Black-Brown-Red-Orange-Yellow-Green-Blue -Violet-Gray-White-Transparent-Green&Yellow, etc.

说 明

◆额定电压：300V
◆温度范围：－60°C~+200°C
◆导体：26~16AWG 镀锡铜线
◆绝缘体：硅橡胶
◆编织：玻璃纤维
◆外径容差：±0.10mm
◆颜色：黑-棕-红-橙-黄-绿-蓝-灰-白-黄绿等

APPLICATION

Apply to Household appliance,Illumination & Lighting & Headlamp,electric machines,temperature sensor,Military series,Metallurgy Chemical series, Motor cars & Ships Electrical Installation.

应 用

适用于家用电器、照明灯具、电子设备、温度传感器、航天、航空、军工产品、冶金化工、汽车船舶、电力安装等连接线。

CONSTRUCTION

High temperature resistance,low temperature resistance anti-acid and alkali,fire and aging resistance, the inoxid-izability,resistance of humidity,the fine electric insulation and flexible performance UL758 & UL1581 RoHS compliance.

构 造

耐高温、低温、酸、碱、油、耐燃烧、老化、耐候性、防霉以及优的柔软性、电绝缘性、满足UL758、UL1581、RoHS要求。

Conductor 导体			Insulation 绝缘体		Electrical Characteristic 电气特性		Packing 包装
AWG 线号	Conductor construction 导体构造 NO.×φmm	Diameter 直径 mm	Insulation Thickness 绝缘厚度 mm	Over Diameter 完成外径 mm	Condutor Resistance 20°C 导体电阻 ohm/km	Permissible ampacity 允载电流 20°C-AMR	米／卷 Mt/coils
26	7×0.15	0.46	0.6	1.66	143.00	1.61	610
24	7×0.20	0.61	0.6	1.81	89.30	2.57	305
22	7×0.25	0.76	0.6	1.96	56.40	4.36	305
20	7×0.31	0.95	0.6	2.15	35.20	6.94	305
18	7×0.39	1.19	0.6	2.39	22.20	11.01	305
16	7×0.50	1.53	0.6	2.73	14.00	17.52	305

技术创新 以质量求保证 以科技求生存

Innovated technology assurance by quality survive by technology

UL 3135

Silicone Wire 硅胶线

PRODUCT DESCRIPTION

◆Nominal Voltage: 600 V
◆Temperature Range: -60°C to +200°C
◆Conductor: Tinned Copper
◆Insulation: Silicone
◆O.D.Allowance: ±0.10mm
◆Aviable: White-Blue-Red-Black-Brown-Yellow-Green -Yellow & Green

说 明

◆额定电压：600 V
◆温度范围：－60°C～+200°C
◆导 体：镀锡铜线
◆绝缘体：硅橡胶
◆外径容差：±0.10mm
◆颜色：白-蓝-红-黑-棕-黄-绿-黄绿

APPLICATION

The silicone wire is the same with the inner fixed wires for the household appliances, the lighting, the electronic equipment, the temperature sensor, the aircraft, the aviation, the war industry product, the metallurgy and chemical engineering, the automobile and ship, the electric heating product, the electronic instrumentation, the light industry machinery and the electrical power installation etc.

应 用

照明灯具、电子设备、温度传感器、航天、航空、军工产品、冶金化工、汽车船舶、电热制品、仪表仪器、轻工机械、电力安装等连接线。

CONSTRUCTION

High temperature resistance,low temperature resistance anti-acid and alkali,fire and aging resistance,the inoxid-izability,resistance of humidity,the fine electric insulation and flexible performance UL758 & UL1581 RoHS compliance.

构 造

耐高温、低温、酸、碱、油、耐燃烧、老化、耐候性、防霉以及优的柔软性、电绝缘性、满足UL758、UL1581 RoHS要求。

Conductor 导体			Insulation 绝缘体		Electrical Characteristic 电气特性
AWG 线号	Conductor construction 导体构造 NO.×φmm	Diameter 直径 mm	Jacket Thickness 外被厚度 mm	Over Diameter 完成外径 mm	Condutor Resistance 20°C 导体电阻 ohm/km
26	7×0.15	0.46	0.78	2.02	148.94
24	7×0.20	0.61	0.78	2.17	93.25
22	7×0.26	0.80	0.78	2.36	55.00
20	7×0.30	0.92	0.78	2.48	34.60
18	7×0.39	1.19	0.78	2.75	21.80
16	7×0.50	1.53	0.78	3.09	13.70
14	37×0.26	1.83	0.90	3.63	8.62
12	45×0.32	2.48	1.00	4.48	5.43

UL 3302

Halogen-free XLPE wire 无卤交联电子线

PRODUCT DESCRIPTION

◆Rating: -40 to +105°C, Rated voltage: 300 volts.
◆Conductor: Solid or stranded, silver-plated or tinned copper, 40AWG min.
◆Insulation: Color-Coded FRPE XLPE.
◆Reference standards: UL758, UL1581,CSA,SGS. passes UL VW-1 & CUL CSA FT1 vertical flame test.
◆Marking: general.
◆Uniform insulation thickness of wire to ensure easy stripping and cutting.
◆Resistant to acids,alkalizes.Oils,moisture and fungus.

说 明

◆额定温度：-40～+105°C，额定电压：300V。
◆导体：最小40AWG单条或绞线合裸铜或镀锡铜线。
◆绝缘：FRPE、XLPE无卤交联耐燃聚乙烯。
◆标准：UL758，UL1581，CSA，SGS。可通过UL VW-1及CUL CSA Ft1垂直耐燃测试。
◆使用标准厚度，易剥、易裁。容差-0.06+0.25
◆具有优良热稳定和机械耐磨及电绝缘性能，可抗强酸、耐腐蚀、耐火不燃、氧指数高、低烟无卤、不老化。

APPLICATION

Widely applied in aviation; metallurgy and petroleum industry as well as applied in other products such as: electronic instrument & device, electrical appliance, leads for transformer & electrical motor.

应 用

广泛用于航空、军工产品、冶金石油、电子电气、仪器仪表、家用电器、灯饰照明、变压器及电机引出线、汽车电线。

CONSTRUCTION

Flexible, convinience to assemble, cold resistance, agingresistance, anti-UV, stable performance, low smoking free halogen, VW-1, Ul758, Ul1581, RoHS compliance.

构 造

线材柔软、易加工、耐寒、耐老化、抗UV、性能稳定、低烟无卤、通过VW-1、满足UL758、UL1581、RoHS要求。

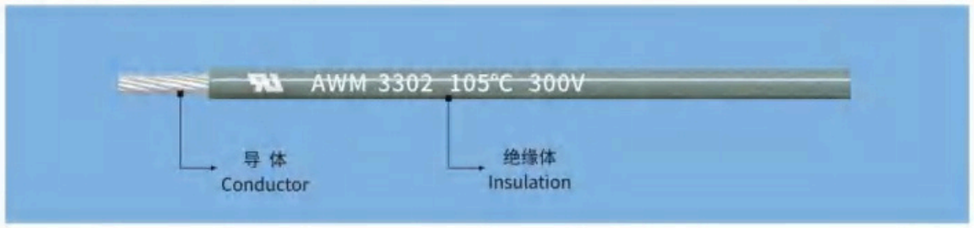

线规 AWG	导体 Conductor 线数 NO.	线径 mm	直径 OD	绝缘 Insulation 厚度 Thick	直径 OD	导体电阻 Max.cond. Resistance 20°CΩ/km	电流(A) Allowable current reference	包装 Unit length ft/m.
40	7	0.03	0.09	0.13	0.34	1750	0.3	4000/1220
38	7	0.04	0.12	0.13	0.37	1350	0.4	4000/1220
36	7	0.05	0.15	0.13	0.40	997	0.5	4000/1220
34	7	0.06	0.18	0.13	0.43	880	0.6	4000/1220
32	7	0.08	0.25	0.13	0.50	589	0.6	4000/1220
30	7	0.10	0.30	0.13	0.55	377	1.5	4000/1220
28	7	0.12	0.35	0.13	0.60	237	2.0	4000/1220
26	7	0.16	0.50	0.25	1.00	152	3.0	4000/1220

技术创新 以质量求保证 以科技求生存

Innovated technology assurance by quality survive by technology

UL 3385

LSZH Crosslinked Wire 低烟无卤交联电线

PRODUCT DESCRIPTION

◆Rated temperature:105°C
◆Rated voltage: 300V
◆Reference standard: UL Subject 758,UL1581& CSA C22.2 No. 210 .2, IEC6075 4-2
◆Tinned or bare,stranded or solid copper conductor, 32-16 AWG
◆Colour-coded crosslinked FRPE insulation
◆Uniform insulation thickness to ensure easv stripping and cutting
◆Passes UL VW-1 & CSA Ft1 vertical flame test

说 明

◆额定温度：105°C
◆额定电压：300V
◆标准：UL 758，UL 1581及CSA C22.2 NO.210.2, IEC 60754-2
◆导体使用：32-16AWG 单根或绞合裸铜或镀锡铜线
◆交联耐燃聚乙烯绝缘
◆绝缘厚度均匀，方便剥皮及剪裁
◆通过UL VW-1及CSA FT1垂直耐燃测试

APPLICATION

For internal wiring of electronic and electrical equipment

应 用

应用于用电子、电器设备内部连接线。

CONSTRUCTION

构 造

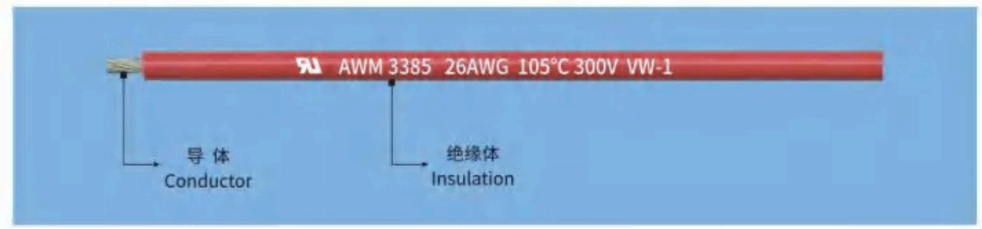

UL Style & CSA Type	Conductor 导 体 线号 AWG	线数/线径 No./mm	Insulation Thickness 绝缘厚度 mm	Overall Diameter 完成外径 mm	Stand Put-Up 标准长度 英制 Ft/coil	公制 M/coil	Conductor Resistance at 20°C 导体电阻 Ω/km
UL 3385 CSA T1(TR-64) (Stranded) 绞 线	30	7/0.102	0.41	1.10±0.10	2000	610	354.00
	28	7/0.127		1.20±0.10			223.00
	26	7/0.160		1.30±0.10			140.00
	24	11/0.160		1.40±0.10			88.70
	22	17/0.160		1.60±0.10			54.70
	20	21/0.178		1.80±0.10			37.10
	18	34/0.178		2.10±0.10			23.70
	16	26/0.250		2.40±0.10			14.20
UL 3385 CSA T1(TR-64) (Top-coated) 先绞后镀	26	7/0.160	0.41	1.30±0.10	2000	610	140.00
	24	7/0.203		1.40±0.10			88.70
	22	7/0.254		1.60±0.10			54.70
	20	7/0.310		1.80±0.10			37.10
	18	7/0.404		2.10±0.10			23.70
	16	7/0.488		2.30±0.10			14.20
UL 3385 CSA T1(TR-64) (Solid) 单 条	26	1/0.404	0.41	1.25±0.10	2000	610	145.00
	24	1/0.511		1.35±0.10			89.10
	22	1/0.643		1.50±0.10			56.30
	20	1/0.813		1.65±0.10			35.00
	18	1/1.024		1.85±0.10			22.20
	16	1/1.290		2.15±0.10			13.90

UL 3386

LSZH Crosslinked Wire 低烟无卤交联电线

PRODUCT DESCRIPTION

◆Rated temperature:105°C
◆Rated voltage: 600V
◆Reference standard: UL Subject 758,UL1581& CSA C22.2 No. 210 .2, IEC6075 4-2
◆Tinned or bare,stranded or solid copper conductor, 28-10 AWG
◆Colour-coded crosslinked FRPE insulation
◆Uniform insulation thickness to ensure easv stripping and cutting
◆Passes UL VW-1 & CSA Ft1 vertical flame test

说 明

◆额定温度：105°C
◆额定电压：600V
◆标准：UL 758，UL 1581及CSA C22.2 NO.210.2, IEC 60754-2
◆导体使用：28-10AWG 单根或绞合裸铜或镀锡铜线
◆交联耐燃聚乙烯绝缘
◆绝缘厚度均匀，方便剥皮及剪裁
◆通过UL VW-1及CSA Ft1垂直耐燃测试

APPLICATION

For internal wiring of electronic and electrical equipment

应 用

应用于用电子、电器设备内部连接线。

CONSTRUCTION

构 造

UL Style & CSA Type	AWG 线号	Conductor Composition 导体结构 No./mm	Insulation Thickness 绝缘厚度 mm	Nominal O.D 外径OD mm	Max.Cond. Resistance 最大导体电阻 Ω/km
UL 3386 CSA TEW (Stranded) 绞 线	28	7/0.127	0.79	2.00±0.1	223.00
	26	7/0.160	0.79	2.10±0.1	139.00
	24	11/0.160	0.79	2.20±0.1	88.70
	22	17/0.160	0.79	2.40±0.1	57.40
	20	21/0.178	0.79	2.50±0.1	37.10
	18	34/0.178	0.79	2.80±0.1	23.70
	16	26/0.250	0.79	3.10±0.1	14.20
	14	41/0.250	0.79	3.50±0.1	9.63
	12	65/0.250	0.79	4.00±0.1	6.06
	10	105/0.250	0.79	4.60±0.1	3.80
UL 3386 CSA TEW (Solid) 单 条	28	1/0.320	0.79	1.90±0.1	232.00
	26	1/0.404	0.79	2.00±0.1	145.00
	24	1/0.511	0.79	2.10±0.1	89.10
	22	1/0.634	0.79	2.20±0.1	56.30
	20	1/1.813	0.79	2.40±0.1	35.00
	18	1/1.024	0.79	2.60±0.1	22.20
	16	1/1.290	0.79	2.90±0.1	13.90
	14	1/1.628	0.79	3.20±0.1	8.78
	12	1/1.052	0.79	3.60±0.1	5.54
	10	1/2.588	0.79	4.20±0.1	3.47

技术创新 以质量求保证 以科技求生存

Innovated technology assurance by quality survive by technology

UL 10368

LSZH XL-PE wire 低烟无卤环保电子线

PRODUCT DESCRIPTION

◆Tinned, annealed, stranded or solid copper conductor.
◆XL-PE insulation.
◆Rated temperature: 105°C, Rated voltage:300volts.
◆Uniform thickness of wire to ensure easy stripping and cutting.
◆Passes ULVW-1 & CUL FT1/FT2 vertical flame test or horizontal flame test.
◆Executive Standard: UL758、UL1581、CSA22.2.

说 明

◆导体使用单条或绞线裸铜或镀锡铜。
◆无卤照射环保PE绝缘.
◆额定温度:105°C，额定电压"300V。
◆使用标准厚度，易剥，截断容易。
◆可通过ULVW-1及CUL FT1/FT2，垂直燃烧测试或水平燃烧测试。
◆执行标准：UL758、UL1581、CSA22.2

APPLICATION

For general purpose internal wiring of electronic and electricalequipment.

应 用

用于电子及电器设备内部配线。

CONSTRUCTION

构 造

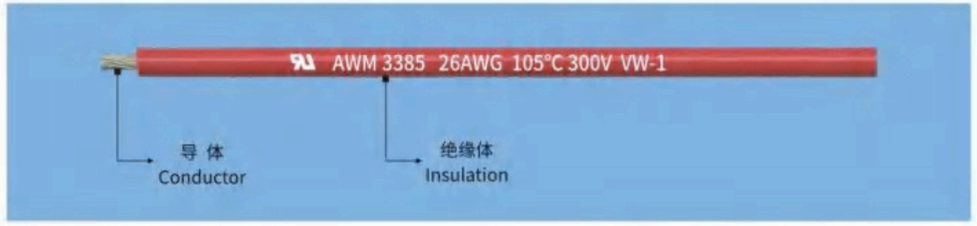

UL Style & CSA Type	Conductor 导 体 线号 AWG	线数/线径 No./mm	Insulation Thickness 绝缘厚度 mm	Overall Diameter 完成外径 mm	Stand Put-Up 标准长度 英制 Ft/coil	公制 M/coil	Conductor Resistance at 20°C 导体电阻 Ω/km
UL 10368 (Stranded) 绞 线	32	7/0.080	0.25	0.70	2000	610	586.00
	30	7/0.100		0.80			381.00
	28	7/0.127		0.90			239.00
	26	7/0.160		1.00			150.00
	24	11/0.160		1.10			94.20
	22	17/0.160		1.30			59.40
	20	21/0.178		1.50			36.70
	18	34/0.178		1.80			23.20
	16	26/0.250		2.10			16.57
UL 10368 (Top-coated) 先绞后镀	28	7/0.127		0.90			14.60
	26	7/0.160		1.00			8.96
	24	7/0.200		1.10			5.64
	22	7/0.250		1.25			3.55
UL 10368 (Solid) 单 条	26	1/0.404		0.90			27.25
	24	1/0.511		1.10			16.50
	22	1/0.463		1.20			10.30
	20	1/0.813		1.35			6.52
	18	1/1.024		1.55			4.10

VDE H05V-K/H05V-U

PVC WIRE PVC 电子线

PRODUCT DESCRIPTION

◆Nominal Voltage: 300/500V
◆Temperature Range: -30°C to +70°C
◆Conductor: 0.5mm2 to 1.0mm2 Bare、Tinned Copper
◆Insulation: PVC
◆O.D.Allowance: ±0.10mm
◆Aviable: White-Blue-Red-Black-Brown-Yellow-Green-Transparent-Yellow/Green

说 明

◆额定电压：300/500V
◆温度范围：—30°C~+70°C
◆导体：0.5mm2~1.0mm2 裸铜或镀锡铜线
◆绝缘体：聚氯乙烯
◆外径容差：±0.10mm
◆颜色：白-兰-红-黑-棕-黄-绿-透明-黄绿

APPLICATION

They are the same with the inner fixed wires for Home Electric appliances, Lighting equipments, mechanical electrical machines.

应 用

适用于多种家用电器、照明灯具、电子设备、温度传感等引出连接线。

CONSTRUCTION

Hot and solid sex product, bear the heat, acid-proof, alkali, oil, Regard-Flaned.

构 造

热固性产品，耐高温，耐酸、碱、油、阻燃。



型号 TYPE	导体/Conductor		绝缘体/Insulation			电气特性 Electrical Characteristic		包装 Packing
	断面积 Section mm2	导体构造 Conductor construction NO.×φmm	直径 Diameter mm	绝缘厚度 Insulation Thickness mm	完成外径 Over Diameter mm	导体电阻 Condutor Resistance 20°C ohm/km	允载电流 Permissible ampacity 20°C-AMR	米/卷 Mt/coils
H05V-K	0.50	16×0.20	0.92	0.60	2.12	35.91	6.68	400
	0.75	24×0.20	1.13	0.60	2.33	23.93	10.03	400
	1.00	32×0.20	1.30	0.60	2.50	17.89	13.42	400
H05V-U	0.50	1	0.813	0.60	2.00	39.00	6.68	400
	0.75	1	1.020	0.60	2.22	26.00	10.03	400
	1.00	1	1.150	0.60	2.40	19.50	13.42	400

技术创新 以质量求保证 以科技求生存

Innovated technology assurance by quality survive by technology

RG军标系列同轴电缆线

RG Military Standard Series Coaxial Cable

SPECIFICATIONS

RG Military Standard Series Cable fit for American MIL-C-17, Teflon PTFE insulated, Teflon FEP jacket, Silver-plated copper as conductor and shielded, lightweight, high temperatures, moisture-resistant, Corrosion-resistant, along with excellent electrical and well shielded mechanical behavior, can transfer high-frequency signal, low attenuation, small proportion VSWR. Widely used in communication, electronic warfare, military navigation, radar, and aviation etc. electric equipments to transfer RF signal. It also can be used in microwave and Wireless Communication equipments.

技术参数

RG军标系列同轴电缆线符合美军标准 MIL-C-17 相关同轴电缆要求，采用聚四氟乙烯(Teflon PTFE)绝缘、聚全氟乙烯(Teflon FEP)为护套，镀银铜线导体和屏蔽；具有重量轻，柔软性好，耐高温，耐潮湿，耐腐蚀等特点，同时具备优良电气和机械性能屏蔽好，能传输高频信，且衰减低，驻波比小。

APPLICATION

Widely used in communication, electronic warfare, military navigation, radar, and aviation etc. electric equipments to transfer RF signal. It also can be used in microwave and Wireless Communication equipments.

应 用

广泛应用于通信，电子对抗，军用导航，雷达，航空等电子设备中传输射频信号；在微波设备、无线通信设备系统和设备都有使用。

CONSTRUCTION

构 造

Item 序号	Type 序号/规格	Characteristic Impedance Ω 特性阻抗 (Ω)	Conductor structure 导体结构		Insulation 绝缘		Outer conductor shield type 外导体屏蔽形式		Jacket structure 外护套结构	
			Conductor No. OD 导体根数/直径	Conductor Material 导体材质	Insulation OD. 绝缘外径 (mm)	Insulation Material 绝缘材质	Shield type 屏蔽形式	Shield Material 屏蔽材质	Jacket OD 外护套直径 (mm)	Jacket material 外护套材质
1	Rg178	50	7/0.10	SC	0.85	PTFE	1	SC	1.80	FEP
2	RG178U	50	7/0.10	SCCS	0.85	PTFE	1	SC	1.80	FEP
3	RG178U-PFA	50	7/0.10	SCCS	0.85	PFA	1	SC	1.80	FEP
4	RG178U-PFA/TC	50	7/0.10	SCCS	0.85	PFA	1	TC	1.80	FEP
5	RG178FEP	50	7/0.10	SC	0.85	FEP	1	SC	1.80	FEP
6	RG178FEP/TC	50	7/0.10	SC	0.85	FEP	1	TC	1.80	FEP
7	RG196	50	7/0.10	SCCS	0.86	PTFE	1	SC	1.80	PFA
8	RG316	50	7/0.175	SC	1.52	PTFE	1	SC	2.50	FEP
9	RG316U	50	7/0.175	SCCS	1.52	PTFE	1	SC	2.50	FEP
11	RG316PFA	50	7/0.175	SC	1.52	PFA	1	SC	2.50	FEP
10	RG316PFA/TC	50	7/0.175	SC	1.52	PFA	1	TC	2.50	FEP
12	RG316FEP	50	7/0.175	SC	1.52	FEP	1	SC	2.50	FEP
14	RG316FEP/TC	50	7/0.175	SC	1.52	FEP	1	TC	2.50	FEP
16	RG188	50	7/0.175	sc	1.52	PTFE	1	SC	2.67	PFA
18	RG174	50	7/0.155	TC	1.60	PE	1	TC	2.80	PVC
20	RG303	50	1/.093	SC	3.00	PTFE	1	SC	4.35	FEP
22	RG316/D	50	7/0.175	SC	1.52	PTFE	2	SC	2.95	FEP
24	RG316PFA/D	50	7/0.175	SC	1.52	PFA	2	SC	2.95	FEP
26	RG316FEP/D	50	7/0.175	SC	1.52	FEP	2	SC	2.95	FEP
28	RG142	50	1/0.93	SC	3.00	PTFE	2	SC	4.95	FEP
30	RG223	50	1/0.90	SC	3.00	PE	2	SC	5.30	PVC
32	RG304	50	1/1.50	SC	4.70	PTFE	2	SC	7.10	FEP
34	RG393	50	7/0.80	SC	7.30	PTFE	2	SC	9.95	FEP
36	RG214	50	7*0.75	SC	7.24	PE	2	SC	10.80	PVC
38	RG179	75	7/0.10	SC	1.50	PTFE	1	SC	2.50	FEP
40	RG179U	75	7/0.10	SCCS	1.50	PTFE	1	SC	2.50	FEP
42	RG179PFA	75	7/0.10	SC	1.50	PFA	1	SC	2.50	FEP
44	RG179PFA/TC	75	7/0.10	SC	1.50	PFA	1	TC	2.50	FEP
46	RG179FEP	75	7/0.10	SC	1.50	FEP	1	SC	2.50	FEP
48	RG179FEP/TC	75	7/0.10	SC	1.50	FEP	1	TC	2.50	FEP
50	RG187	75	7/0.10	SCCS	1.60	PTFE	1	SC	2.65	PFA
52	RG179/D	75	7/0.10	SC	1.50	PTFE	2	SC	2.95	FEP
54	RG179PFA/D	75	7/0.10	SC	1.50	PFA	2	SC	2.95	FEP
56	RG179FEP/D	75	7/0.10	SC	1.50	FEP	2	SC	2.95	FEP
58	RG302	75	1/0.65	SC	3.73	PTFE	1	SC	5.15	FEP
60	RG180	95	7/0.10	SCCS	2.65	PTFE	1	SC	3.00	FEP
62	RG195	95	7/0.10	SCCS	2.59	PTFE	1	SC	3.58	PFA

注：SC-镀银铜线；SCCS-镀银铜包钢线；TC-镀锡铜线屏蔽形式：1表示单层编织；2表示双层编织；
Note: shield type: 1-Single-layer weaving; 2-Double braided

也可按客户要求订造各种特殊规格同轴线。 Different type RG cables can be made as request

新能源端子 New energy terminals

绝缘110/187/250端子系列 110/187/250 Insulated terminal

DC线系列 DC cable

USB系列

HDMI/D-SUB/RJ45系列

IDC/DIP系列



温度传感器系列 Temperature sensors

保险丝座系列 Fuse holder cable

航空头系列 Aviation connector cable

汽车线束系列 Automotive wire harness



导体规格与截面积

Conductor specification and cross-section area

型号 (AWG)	导体规格	导体截面积 (mm^2)
32	26/0.254	0.0318
30	52/0.18	0.0497
	7/0.49	
28	19/0.32	0.079
	30/0.254	
	19/0.37	
$0.12mm^2$	41/0.254	0.12
26	19/0.37	0.126
	41/0.254	
	19/0.41	
$0.20mm^2$	50/0.25	0.2
24	50/0.254	0.201
	19/0.47	
	60/0.254	
	19/0.47	
	65/0.254	
$0.30mm^2$	7/0.78	0.3
	70/0.254	
22	19/0.52	0.318
	56/0.0	
	37/0.43	
	19/0.60	
$0.50mm^2$	35/0.45	0.5
	37/0.43	
20	7/0.98	0.509
	44/0.39	
	84/0.32	
	19/0.75	
$0.75mm^2$	37/0.54	0.75
	37/0.60	
18	266/0.254	0.807
	37/0.68	
	37/0.76	
	37/0.86	
	420/0.25	
$1.00mm^2$	7/2.21	1.00
	655/0.254	
	7/2.48	
17	338/0.40	1.02
$1.25mm^2$	7/2.78	1.25
	7/3.2	
16	7/3.57	1.28
	7/3.94	
	7/4.42	

型号 (AWG)	导体规格	导体截面积 (mm^2)
16	26/0.254	1.28
	52/0.18	
	7/0.49	
$1.50mm^2$	19/0.32	1.5
	30/0.254	
$2.00mm^2$	19/0.37	2.04
	41/0.254	
14	19/0.37	2.04
	41/0.254	
$2.50mm^2$	19/0.41	2.5
	50/0.25	
13	50/0.254	2.58
$3.00mm^2$	19/0.47	3
	60/0.254	
12	19/0.47	3.24
	65/0.254	
	7/0.78	
$3.50mm^2$	70/0.254	3.5
$4.00mm^2$	19/0.52	4
	56/0.0	
$5.00mm^2$	37/0.43	5
10	19/0.60	5.16
	35/0.45	
	37/0.43	
	7/0.98	
$5.20mm^2$	44/0.39	5.2
9	84/0.32	6.5
8	19/0.75	8.2
	37/0.54	
7	37/0.60	10.34
6	266/0.254	13.03
	37/0.68	
5	37/0.76	16.43
4	37/0.86	20.73
	420/0.25	
3	7/2.21	26.14
2	655/0.254	32.95
	7/2.48	
1	338/0.40	41.56
	7/2.78	
1/0	7/3.2	52.42
2/0	7/3.57	66.08
3/0	7/3.94	83.31
4/0	7/4.42	0.168

线材上锡后OD一览表

List of conductor OD after tinning

线材大小	镀锡后OD(MAX)mm	板孔mm
30AWG	0.50	0.58±0.08
28AWG	0.60	0.68±0.08
26AWG	0.75	0.83±0.08
24AWG	0.85	0.93±0.08
22AWG	0.98	1.06±0.08
20AWG	1.55	1.63±0.08
18AWG	1.70	1.78±0.08
16AWG	1.95	2.03±0.08
14AWG	2.50	2.58±0.08
12AWG	2.90	2.98±0.08
16/0.2(SQ0.5) 22AWG	1.30	1.38±0.08
24/0.2(SQ0.75) 20AWG	1.60	1.68±0.08
30/0.25(SQ1.5)16AWG	2.20	2.28±0.08

导体压缩拉力标准

Standard for crimping tensile of conductor

线号	平方	下限(kg)	上限(kg)
8#	8.3	40.80	75.00
10#	5.26	36.30	70.00
12#	3.32	31.80	65.00
14#	2.08	22.70	60.00
16#	1.31	13.60	50.00
18#	0.81	9.10	30.00
20#	0.52	5.90	13.80
22#	0.32	3.63	10.00
24#	0.21	2.28	6.50
26#	0.13	1.37	3.95
28#	0.08	0.91	2.95
30#	0.05	0.68	1.90
32#	0.032	0.50	1.35

平方	下限(kg)	上限(kg)
0.5	5.90	13.80
0.75	10.89	25.00
1.0	14.97	40.00
1.5	18.37	55.00
2.0	30.00	60.00
2.5	32.00	65.00
3.0	35.00	70.00

备注:

1.客户无特殊要求时统一按此标准判定，上限值为参考值;

2.客户有拉力要求时则按工程图纸标注为标准;

3.非标线材以平方数接近为参考(平方=d*d*n*0.7854 d是单根铜丝的直径，n是根数）;

4.端子拉力有争议，生技做剖面做最终确认（参考端子剖面分析仪操作规范判定）。

Remarks:

1. Always judge according to this standard if any special requirement, the upper limit value is the reference value.
2. Crimping tensile should be according to the standard on the engineering drawing remark, when the customer have requirement about the tensile.
3. The non-standard cable should be refer to similar cross section area cable, (cross section area =d * d * n * 0.7854, "d" OD of single conductor, " n " number of conductor).
4. If the crimping tensile is disputed, should be judged by the result of terminal cross section analyzing. (refer to the terminal cross section analyzer operation specification).

AWG与电流对照表

Comparison table for AWG & current

AWG	外径		截面积(mm²)	电阻值(Ω/km)	正常电流(A)	最大电流(A)
	公制 (mm)	英制 (inch)				
4/0	11.68	0.46	107.22	0.17	423.2	482.6
3/0	10.4	0.4096	85.01	0.21	335.5	382.6
2/0	9.27	0.3648	67.43	0.26	266.2	303.5
1/0	8.25	0.3249	53.49	0.33	211.1	240.7
1	7.35	0.2893	42.41	0.42	167.4	190.9
2	6.54	0.2576	33.62	0.53	1327	151.3
3	5.83	0.2294	26.67	0.66	105.2	120.0
4	5.19	0.2043	21.15	0.84	83.5	95.2
5	4.62	0.1819	16.77	1.06	66.2	75.5
6	4.11	0.162	13.3	1.33	52.5	59.9
7	3.67	0.1443	10.55	1.68	41.6	47.5
8	3.26	0.1285	8.37	2.11	33.0	37.7
9	2.91	0.1144	6.63	2.67	26.2	29.8
10	2.59	0.1019	5.26	3.36	20.8	23.7
11	2.3	0.0907	4.17	4.24	16.5	18.8
12	2.05	0.0808	3.332	5.31	13.1	14.9
13	1.82	0.072	2.627	6.69	10.4	11.8
14	1.63	0.0641	2.075	8.45	8.2	9.4
15	1.45	0.0571	1.646	10.6	6.5	7.4
16	1.29	0.0508	1.318	13.5	5.2	5.9
17	1.15	0.0453	1.026	16.3	4.1	4.7
18	1.02	0.0403	0.8107	21.4	3.2	3.7
19	0.912	0.0359	0.5667	26.9	2.6	2.9
20	0.813	0.032	0.5189	33.9	2.0	2.3
21	0.724	0.0285	0.4116	42.7	1.6	1.9
22	0.643	0.0253	0.3247	54.3	1.280	1.460
23	0.574	0.0226	0.2588	66.8	1.022	1.165
24	0.511	0.0201	0.2047	89.4	0.808	0.921
25	0.44	0.0179	0.1624	106	0.641	0.731
26	0.404	0.0159	0.1281	143	0.506	0.577
27	0.361	0.0142	0.1021	168	0.403	0.460
28	0.32	0.0126	0.0804	227	0.318	0.362
29	0.287	0.0113	0.0647	289	0.255	0.291
30	0.254	0.01	0.0507	361	0.200	0.228
31	0.226	0.0089	0.0401	430	0.158	0.181
32	0.203	0.008	0.0316	583	0.128	0.146
33	0.18	0.0071	0.0255	944	0.101	0.115
34	0.16	0.0063	0.0201	956	0.079	0.091
35	0.142	0.0056	0.0169	1200	0.063	0.072
36	0.127	0.005	0.0127	1530	0.050	0.057
37	0.114	0.0045	0.0098	1788	0.041	0.046
38	0.102	0.004	0.0081	2400	0.032	0.036
39	0.089	0.0035	0.0062	2740	0.025	0.028
40	0.079	0.0031	0.0049	4080	0.019	0.022
41	0.071	0.0028	0.004	4264	0.016	0.018
42	0.064	0.0025	0.0032	6300	0.013	0.014
43	0.056	0.0022	0.0025	6936	0.010	0.011
44	0.051	0.002	0.002	9180	0.008	0.009
45	0.046	0.0018	0.0016	10200	0.006	0.007
46	0.041	0.0016	0.0013	16300	0.005	0.006

低烟无卤电缆与聚氯乙烯电缆对比形式

Contrast form for LSZH cable and PVC cable

LSOH UL Style	Raging		Material		Conductor	PVC UL Style
	Voltoge	Temperature	Insulation	Jacket		
3385	300V	105°C	Irradiated PE	None	32-10AWG	1007
10602	300V	80°C	FRPE	None	40-10AWG	
3385	300V	105°C	Irradiated PE	None	32-10AWG	1569
3385	300V	105°C	Lrradiated FRPE	None	30-16AWG	1430
3386	600V	105°C	Irradiated PE	None	32-4/0AWG	1015
10602	300V	80°C	FRPE	None	40-10AWG	1061
10368	300V	105°C	XLPE	None	40-10AWG	1095
3385	300V	105°C	Irradiated PE	None	32-10AWG	1185
10515	600V	60°C	PE/FRPE	XLPE	30-16AWG	1365
3302	30V	80°C	XLPE	None	40-10AWG	1571
1640	30V	80°C	PE	None	40-10AWG	1691
3364	600V	125°C	XLPE	Irradiated PE	30-8AWG	1617
4384	300V	105°C	XLPE	None	30-10AWG	2468
4478	300V	105°C	XLPE	None	36-10AWG	2651
21143	300V	80°C	Optional	TPE	26-16AWG	2464
21099	30V	80°C	Optional	FRPE	40AWG MIN	2791
21099	30V	80°C	Optional	FRPE	40AWG MIN	2725
21099	30V	80°C	Optional	FRPE	40AWG MIN	2854
21088	30V	80°C	Optional	FRPE	40AWG MIN	2835
21088	30V	60，80°C	Optional	FRPE	40AWG MIN	20276
20417	30V	60°C	Optional	PU	40AWG MIN	2960
21064	30V	80°C	Optional	FRPE	40-20AWG	2851
20279	30V	80°C	Optional	PU	36-16AWG	2990

标准及认证机构 Standard-approval agencies

国家 Country	认可标志 Mark	国家 Country	认可标志 Mark	国家 Country	认可标志 Mark
中国 China		丹麦 Demark		奥地利 Austria	
欧洲 Europe		芬兰 Finland		意大利 Italy	
德国 Germany		瑞典 Sweden		俄罗斯 Russia	
美国 USA		英国 England		澳洲 Australia	
日本 Japan		比利时 Belium		韩国 Korea	
加拿大 Canada		法国 France		以色列 Israel	
阿根廷 Argentina		荷兰 Holland		波兰 Poland	
挪威 Norway		瑞士 Switzerland		台湾 Taiwan	